





SPA RACING FESTIVAL

CLASSIC TOURING CARS RACING - GROUP 1
2014 Results Booklet





CLASSIC TOURING CARS - GROUP 1

SPA RACING FESTIVAL

FREE PRACTICE

Classification

Nr.	Driver	Nat	Team	Car		Time	Lap	Total	Gap	Kph
1	6 Jim MCLOUGHLIN		Jim McLoughlin	Ford Sierra Cosworth	93B	2:51.565	9	10	-	147.0
2	12 Jack STANFORD		Jack Stanford	BMW M3	93C	2:54.228	3	8	+2.663	144.7
3	7 Richard MILLAR		Millars classic and sports	Ford Sierra Cosworth	93B	2:54.427	3	6	+2.862	144.6
4	10 Ray WEST		Ray West	BMW M3	93B	2:54.862	6	7	+3.297	144.2
5	11 Roger STANFORD		AH Racing (Tamworth) Ltd	BMW E30 M3	93C	2:55.294	8	10	+3.729	143.8
6	88 Paul BELLAMY		Bell gee Motorsport	BMW M3	93B	2:55.324	4	10	+3.759	143.8
7	38 Karl CATTLIFF		Karl Cattliff	BMW E36 M3	93B	2:56.500	3	5	+4.935	142.9
8	26 Sam CLARKE		Sam Clarke	Jaguar XJS	X	2:57.707	3	10	+6.142	141.9
9	46 David HICKTON		David Hickton	BMW M3	93B	2:58.525	4	5	+6.960	141.2
10	55 David HOWARD		Berkshire Pallets Ltd	Jaguar XJ12	X	2:59.480	9	10	+7.915	140.5
11	66 Andy DAVIES		Driveme.net	BMW M3	93B	3:06.657	2	3	+15.092	135.1
12	22 William JENKINS		William Jenkins	BMW 3.0 CSL	X	3:07.211	10	10	+15.646	134.7
13	177 Alan GREENHALGH		ctceurope	Vauxhall Firenza	C	3:08.681	4	6	+17.116	133.6
14	56 Michael SHERATON		APS Racing	BMW E30	93D	3:10.530	5	8	+18.965	132.3
15	32 Nic STRONG		Nic Strong	Ford Capri	B	3:11.451	8	9	+19.886	131.7
16	18 Andy GEE		Bellgee Motorsport	BMW 325i E30	93D	3:11.725	9	9	+20.160	131.5
17	90 Gary FLETCHER		Gary Fletcher	Vauxhall Firenza Droop Snoot	C	3:12.693	8	9	+21.128	130.9
18	111 Mohamed ELSHIMY		SVG motorsports	Peugeot 206	A/P	3:14.094	7	9	+22.529	129.9
19	93 Stephen TURNER		Stephen Turner	Honda Civic	93E	3:16.001	8	9	+24.436	128.6
20	5 Andy MESSHAM		Andy Messham	Austin Mini Seven	C	3:21.696	7	9	+30.131	125.0
21	76 Steven SPRIGG		Team double trouble racing	Ford Lotus Cortina Mk1	F	3:22.061	5	5	+30.496	124.8
22	170 Philip WALLER		PWR	Peugeot 206 180 gti	A/P	3:22.289	5	9	+30.724	124.6
23	77 Richard SPRIGG		Team Double Trouble Racing	Ford Anglia 105E	C	3:23.927	6	6	+32.362	123.6
24	126 Andy JOHNSON		SVG Motorsport	Peugeot 206	A/P	3:26.844	9	9	+35.279	121.9
25	69 Stephen YATES		Stephen Yates	Ford Escort Mk 3 RS1600i	E	3:27.059	2	3	+35.494	121.8
26	1 Tony PRESTON		Tony Preston	Morris Minor	D	3:27.448	9	9	+35.883	121.5
27	50 Peter HOLTON		Peter Holton	Rover p6 3500s	B	3:30.830	5	6	+39.265	119.6
28	14 Steve BARBER		Steve Barber	Ford Anglia	C	3:36.411	5	6	+44.846	116.5
29	68 Keith WRIGHT		Lelsport	Morris Minor	D	3:46.757	6	7	+55.192	111.2
30	8 Paul COOPER		Paul Cooper	Ford Cortina	C	3:47.520	4	7	+55.955	110.8
31	83 Tim DODWELL		Tim Dodwell	Volkswagen Scirocco	X	3:48.917	2	5	+57.352	110.1
32	72 Anthony WARNES		Team Vantage	Wolseley 1500 Saloon	C	3:58.101	6	8	+1:06.536	105.9
33	19 Stephen PRIMETT		Stephen Primett	Ford Escort	C					
34	119 Stephen PEARSON		Eunuch Racing	BMW M3	93B					


Fastest Lap	Lap 9	Jim MCLOUGHLIN	2:51.565	147.0 Kph
--------------------	-------	----------------	-----------------	-----------

Published at:

Track Status: **DRY**

Race Director:	Timekeeper:
-----------------------	--------------------






CLASSIC TOURING CARS - GROUP 1
SPA RACING FESTIVAL
FREE PRACTICE

Best Sector Times

SECTOR 1			SECTOR 2			SECTOR 3			Pos	Driver	Ideal Lap	Best Lap
Pos	Driver	Time	Driver	Time	Driver	Time						
1	10 R.WEST	48.645	6 J.MCLOUGHLIN	1:17.526	6 J.MCLOUGHLIN	43.930	1	6 J.MCLOUGHLIN	2:50.343	2:51.565	(1)	
2	6 J.MCLOUGHLIN	48.887	11 R.STANFORD	1:17.867	12 J.STANFORD	44.521	2	10 R.WEST	2:53.342	2:54.862	(4)	
3	7 R.MILLAR	49.043	12 J.STANFORD	1:19.452	7 R.MILLAR	44.971	3	12 J.STANFORD	2:53.752	2:54.228	(2)	
4	88 P.BELLAMY	49.481	10 R.WEST	1:19.635	38 K.CATTLIFF	44.974	4	7 R.MILLAR	2:53.947	2:54.427	(3)	
5	12 J.STANFORD	49.779	88 P.BELLAMY	1:19.729	10 R.WEST	45.062	5	11 R.STANFORD	2:54.099	2:55.294	(5)	
6	55 D.HOWARD	50.279	46 D.HICKTON	1:19.863	88 P.BELLAMY	45.180	6	88 P.BELLAMY	2:54.390	2:55.324	(6)	
7	38 K.CATTLIFF	50.395	7 R.MILLAR	1:19.933	11 R.STANFORD	45.643	7	38 K.CATTLIFF	2:55.767	2:56.500	(7)	
8	66 A.DAVIES	50.548	38 K.CATTLIFF	1:20.398	26 S.CLARKE	45.979	8	26 S.CLARKE	2:57.560	2:57.707	(8)	
9	11 R.STANFORD	50.589	26 S.CLARKE	1:20.918	55 D.HOWARD	46.566	9	46 D.HICKTON	2:57.725	2:58.525	(9)	
10	26 S.CLARKE	50.663	55 D.HOWARD	1:22.362	46 D.HICKTON	47.001	10	55 D.HOWARD	2:59.207	2:59.480	(10)	
11	46 D.HICKTON	50.861	66 A.DAVIES	1:23.437	66 A.DAVIES	47.082	11	66 A.DAVIES	3:01.067	3:06.657	(11)	
12	22 W.JENKINS	52.750	56 M.SHERATON	1:24.709	22 W.JENKINS	47.782	12	22 W.JENKINS	3:06.480	3:07.211	(12)	
13	32 N.STRONG	53.781	177 A.GREENHALGH	1:25.094	177 A.GREENHALGH	48.370	13	177 A.GREENHALGH	3:08.589	3:08.681	(13)	
14	177 A.GREENHALGH	55.125	18 A.GEE	1:25.311	111 M.ELSHIMY	49.555	14	56 M.SHERATON	3:09.861	3:10.530	(14)	
15	56 M.SHERATON	55.350	22 W.JENKINS	1:25.948	56 M.SHERATON	49.802	15	32 N.STRONG	3:10.608	3:11.451	(15)	
16	90 G.FLETCHER	55.644	90 G.FLETCHER	1:26.365	18 A.GEE	49.941	16	18 A.GEE	3:11.612	3:11.725	(16)	
17	111 M.ELSHIMY	56.150	32 N.STRONG	1:26.426	90 G.FLETCHER	50.046	17	90 G.FLETCHER	3:12.055	3:12.693	(17)	
18	93 S.TURNER	56.217	111 M.ELSHIMY	1:26.823	93 S.TURNER	50.201	18	111 M.ELSHIMY	3:12.528	3:14.094	(18)	
19	18 A.GEE	56.360	93 S.TURNER	1:28.146	32 N.STRONG	50.401	19	93 S.TURNER	3:14.564	3:16.001	(19)	
20	170 P.WALLER	57.777	170 P.WALLER	1:28.478	77 R.SPRIGG	52.786	20	170 P.WALLER	3:19.085	3:22.289	(22)	
21	5 A.MESSHAM	58.793	5 A.MESSHAM	1:28.911	170 P.WALLER	52.830	21	5 A.MESSHAM	3:21.029	3:21.696	(20)	
22	77 R.SPRIGG	59.303	76 S.SPRIGG	1:29.043	76 S.SPRIGG	53.082	22	76 S.SPRIGG	3:21.560	3:22.061	(21)	
23	76 S.SPRIGG	59.435	69 S.YATES	1:30.557	69 S.YATES	53.208	23	77 R.SPRIGG	3:23.768	3:23.927	(23)	
24	50 P.HOLTON	1:00.989	77 R.SPRIGG	1:31.679	5 A.MESSHAM	53.325	24	69 S.YATES	3:26.395	3:27.059	(25)	
25	1 T.PRESTON	1:01.055	126 A.JOHNSON	1:31.883	126 A.JOHNSON	53.423	25	126 A.JOHNSON	3:26.844	3:26.844	(24)	
26	126 A.JOHNSON	1:01.538	1 T.PRESTON	1:32.611	1 T.PRESTON	53.423	26	1 T.PRESTON	3:27.089	3:27.448	(26)	
27	83 T.DODWELL	1:01.983	50 P.HOLTON	1:35.028	50 P.HOLTON	54.654	27	50 P.HOLTON	3:30.671	3:30.830	(27)	
28	69 S.YATES	1:02.630	14 S.BARBER	1:36.924	14 S.BARBER	56.522	28	14 S.BARBER	3:36.411	3:36.411	(28)	
29	14 S.BARBER	1:02.965	83 T.DODWELL	1:40.805	83 T.DODWELL	58.813	29	83 T.DODWELL	3:41.601	3:48.917	(31)	
30	68 K.WRIGHT	1:04.868	8 P.COOPER	1:41.262	8 P.COOPER	59.134	30	68 K.WRIGHT	3:46.477	3:46.757	(29)	
31	8 P.COOPER	1:06.693	68 K.WRIGHT	1:42.211	68 K.WRIGHT	59.398	31	8 P.COOPER	3:47.089	3:47.520	(30)	
32	72 A.WARNES	1:07.779	72 A.WARNES	1:45.659	72 A.WARNES	1:03.564	32	72 A.WARNES	3:57.002	3:58.101	(32)	





CLASSIC TOURING CARS - GROUP 1


SPA RACING FESTIVAL

After FREE PRACTICE

Event maximum speed

Driver	Team	Car	Class	Top Speed	Lap	Session
10 Ray WEST	Ray West	BMW M3	93B	223.6	6	FREE PRACTICE
88 Paul BELLAMY	Bell gee Motorsport	BMW M3	93B	213.9	7	FREE PRACTICE
38 Karl CATTLIFF	Karl Cattliff	BMW E36 M3	93B	213.4	6	FREE PRACTICE
6 Jim MCLOUGHLIN	Jim McLoughlin	Ford Sierra Cosworth	93B	208.1	8	FREE PRACTICE
7 Richard MILLAR	Millars classic and sports	Ford Sierra Cosworth	93B	204.9	4	FREE PRACTICE
11 Roger STANFORD	AH Racing (Tamworth) Ltd	BMW E30 M3	93C	204.5	8	FREE PRACTICE
12 Jack STANFORD	Jack Stanford	BMW M3	93C	204.2	4	FREE PRACTICE
55 David HOWARD	Berkshire Pallets Ltd	Jaguar XJ12	X	202.6	10	FREE PRACTICE
26 Sam CLARKE	Sam Clarke	Jaguar XJS	X	201.9	6	FREE PRACTICE
46 David HICKTON	David Hickton	BMW M3	93B	200.0	5	FREE PRACTICE
22 William JENKINS	William Jenkins	BMW 3.0 CSL	X	194.9	3	FREE PRACTICE
32 Nic STRONG	Nic Strong	Ford Capri	B	186.9	6	FREE PRACTICE
56 Michael SHERATON	APS Racing	BMW E30	93D	182.7	8	FREE PRACTICE
66 Andy DAVIES	Driveme.net	BMW M3	93B	182.1	3	FREE PRACTICE
93 Stephen TURNER	Stephen Turner	Honda Civic	93E	179.7	5	FREE PRACTICE
18 Andy GEE	Bellgee Motorsport	BMW 325i E30	93D	175.9	9	FREE PRACTICE
90 Gary FLETCHER	Gary Fletcher	Vauxhall Firenza Droop Snoot	C	172.8	7	FREE PRACTICE
170 Philip WALLER	PWR	Peugeot 206 180 gti	A/P	171.2	8	FREE PRACTICE
111 Mohamed ELSHIMY	SVG motorsports	Peugeot 206	A/P	165.9	5	FREE PRACTICE
177 Alan GREENHALGH	ctceurope	Vauxhall Firenza	C	165.6	4	FREE PRACTICE
77 Richard SPRIGG	Team Double Trouble Racing	Ford Anglia 105E	C	165.1	6	FREE PRACTICE
5 Andy MESSHAM	Andy Messham	Austin Mini Seven	C	164.1	5	FREE PRACTICE
1 Tony PRESTON	Tony Preston	Morris Minor	D	163.1	5	FREE PRACTICE
76 Steven SPRIGG	Team double trouble racing	Ford Lotus Cortina Mk1	F	157.4	5	FREE PRACTICE
50 Peter HOLTON	Peter Holton	Rover p6 3500s	B	157.4	5	FREE PRACTICE
126 Andy JOHNSON	SVG Motorsport	Peugeot 206	A/P	156.7	9	FREE PRACTICE
69 Stephen YATES	Stephen Yates	Ford Escort Mk 3 RS1600i	E	156.1	2	FREE PRACTICE
68 Keith WRIGHT	Lelsport	Morris Minor	D	150.6	6	FREE PRACTICE
83 Tim DODWELL	Tim Dodwell	Volkswagen Scirocco	X	149.0	5	FREE PRACTICE
14 Steve BARBER	Steve Barber	Ford Anglia	C	148.4	2	FREE PRACTICE
8 Paul COOPER	Paul Cooper	Ford Cortina	C	148.1	4	FREE PRACTICE
72 Anthony WARNES	Team Vantage	Wolseley 1500 Saloon	C	142.1	5	FREE PRACTICE





CLASSIC TOURING CARS - GROUP 1


SPA RACING FESTIVAL

FREE PRACTICE

Fastest Lap Sequence

Practice Time	Driver	Team	Car	Class	Time	Kph	Lap
5:58.748	26 Sam CLARKE	Sam Clarke	Jaguar XJS	X	2:58.289	141.4	2
6:08.736	6 Jim MCLOUGHLIN	Jim McLoughlin	Ford Sierra Cosworth	93B	2:57.061	142.4	2
8:57.186	38 Karl CATTLIFF	Karl Cattliff	BMW E36 M3	93B	2:56.500	142.9	3
9:02.040	6 Jim MCLOUGHLIN	Jim McLoughlin	Ford Sierra Cosworth	93B	2:53.304	145.5	3
29:09.467	6 Jim MCLOUGHLIN	Jim McLoughlin	Ford Sierra Cosworth	93B	2:51.565	147.0	9





CLASSIC TOURING CARS - GROUP 1

SPA RACING FESTIVAL


FREE PRACTICE

Analysis

■ Personal Best ■ Session Best B Crossing the finish line in pit lane

Lap	Time	Sector 1	Sector 2	Sector 3	Kph	Elapsed	Lap	Time	Sector 1	Sector 2	Sector 3	Kph	Elapsed
1 Tony PRESTON Tony Preston Morris Minor													
1	4:19.660	1:30.227	1:48.240	1:01.193	97.1	4:19.660							
2	3:42.723	1:04.035	1:41.823	56.865	113.2	8:02.383							
3	3:35.778	1:01.634	1:37.412	56.732	116.9	11:38.161							
4	3:35.626	1:02.303	1:37.503	55.820	116.9	15:13.787							
5	3:30.578	1:01.067	1:34.268	55.243	119.7	18:44.365							
6	3:29.905	1:02.084	1:33.221	54.600	120.1	22:14.270							
7	3:29.796	1:01.252	1:33.816	54.728	120.2	25:44.066							
8	3:29.315	1:01.055	1:32.611	55.649	120.5	29:13.381							
9	3:27.448	1:01.233	1:32.792	53.423	121.5	32:40.829							
5 Andy MESSHAM Andy Messham Austin Mini Seven													
1	3:57.208	1:09.347	1:46.527	1:01.334	106.3	3:57.208							
2	3:27.916	1:01.384	1:31.812	54.720	121.3	7:25.124							
3	3:25.274	59.957	1:31.151	54.166	122.8	10:50.398							
4	3:23.390	59.515	1:29.998	53.877	124.0	14:13.788							
5	3:21.945	59.340	1:28.911	53.694	124.9	17:35.733							
6	3:22.351	59.222	1:29.722	53.407	124.6	20:58.084							
7	3:21.696	58.793	1:29.157	53.746	125.0	24:19.780							
8	3:25.488	59.400	1:32.320	53.768	122.7	27:45.268							
9	3:23.322	59.011	1:30.986	53.325	124.0	31:08.590							
6 Jim MCLOUGHLIN Jim Mcloughlin Ford Sierra Cosworth													
1	3:11.675	44.650	1:39.108	47.917	131.5	3:11.675							
2	2:57.061	50.763	1:20.866	45.432	142.4	6:08.736							
3	2:53.304	49.623	1:19.751	43.930	145.5	9:02.040							
4	2:53.933	48.887	1:19.413	45.633	145.0	11:55.973							
5	3:13.582 B	48.948	1:22.227	1:02.407	130.3	15:09.555							
6	5:21.273	3:16.538	1:20.279	44.456	78.5	20:30.828							
7	2:53.484	49.103	1:20.153	44.228	145.3	23:24.312							
8	2:53.590	49.018	1:19.199	45.373	145.3	26:17.902							
9	2:51.565	49.155	1:17.526	44.884	147.0	29:09.467							
10	3:26.504 B	53.511	1:24.950	1:08.043	122.1	32:35.971							
10 Ray WEST Ray West BMW M3													
1	3:24.656	1:00.042	1:30.923	53.691	123.2	3:24.656							
2	3:01.407	52.418	1:22.507	46.482	139.0	6:26.063							
3	2:57.693	50.172	1:21.016	46.505	141.9	9:23.756							
4	2:56.168	50.119	1:19.840	46.209	143.1	12:19.924							
5	2:56.704	49.457	1:21.808	45.439	142.7	15:16.628							
6	2:54.862	50.165	1:19.635	45.062	144.2	18:11.490							
7	3:11.031 B	48.645	1:20.780	1:01.606	132.0	21:22.521							
11 Roger STANFORD AH Racing (Tamworth) Ltd BMW E30 M3													
1	3:10.866	49.751	1:30.936	50.179	132.1	3:10.866							
2	4:59.959	2:41.892	1:23.859	54.208	84.1	8:10.825							
3	3:07.108	56.038	1:23.162	47.908	134.8	11:17.933							
4	3:03.822	52.550	1:25.087	46.185	137.2	14:21.755							
5	2:55.827	50.589	1:19.595	45.643	143.4	17:17.582							
6	3:01.799	51.048	1:22.087	48.664	138.7	20:19.381							
7	2:58.548	51.580	1:20.961	46.007	141.2	23:17.929							
8	2:55.294	50.699	1:18.874	45.721	143.8	26:13.223							
9	2:55.612	50.809	1:18.601	46.202	143.6	29:08.835							
10	2:59.371	53.461	1:17.867	48.043	140.6	32:08.206							
12 Jack STANFORD Jack Stanford BMW M3													
1	3:08.868	48.805	1:31.143	48.920	133.5	3:08.868							
2	3:00.851	52.351	1:21.926	46.574	139.4	6:09.719							
3	2:54.228	50.170	1:19.537	44.521	144.7	9:03.947							
4	2:55.397	49.779	1:20.524	45.094	143.8	11:59.344							
5	7:02.028	4:52.230	1:23.640	46.158	59.7	19:01.372							
6	2:59.656	53.308	1:20.617	45.731	140.3	22:01.028							
7	2:57.801	49.950	1:19.452	48.399	141.8	24:58.829							
8	3:12.331	52.381	1:28.716	51.234	131.1	28:11.160							
14 Steve BARBER Steve Barber Ford Anglia													
1	4:13.045	1:19.334	1:50.040	1:03.671	99.6	4:13.045							
2	3:50.792	1:06.758	1:46.400	57.634	109.3	8:03.837							
3	3:45.838	1:04.441	1:39.928	1:01.469	111.6	11:49.675							
4	13:55.732	...	1:40.661	56.978	30.2	25:45.407							
5	3:36.411	1:02.965	1:36.924	56.522	116.5	29:21.818							
6	3:44.936	1:07.529	1:39.737	57.670	112.1	33:06.754							
18 Andy GEE Bellgee Motorsport BMW 325i E30													
1	3:52.799	1:13.559	1:43.029	56.211	108.3	3:52.799							
2	3:27.704	59.613	1:36.566	51.525	121.4	7:20.503							
3	3:16.959	57.653	1:29.261	50.045	128.0	10:37.462							
4	3:15.101	56.539	1:26.806	51.756	129.2	13:52.563							
5	3:13.336	56.360	1:26.924	50.052	130.4	17:05.899							
6	3:14.683	56.752	1:25.710	52.221	129.5	20:20.582							
7	3:13.515	56.992	1:26.483	50.040	130.3	23:34.097							
8	3:16.048	59.628	1:26.263	50.157	128.6	26:50.145							
9	3:11.725	56.473	1:25.311	49.941	131.5	30:01.870							





CLASSIC TOURING CARS - GROUP 1

SPA RACING FESTIVAL


FREE PRACTICE

Analysis

■ Personal Best ■ Session Best B Crossing the finish line in pit lane

Lap	Time	Sector 1	Sector 2	Sector 3	Kph	Elapsed	Lap	Time	Sector 1	Sector 2	Sector 3	Kph	Elapsed
22 William JENKINS William Jenkins BMW 3.0 CSL													
1	4:13.074	1:36.322	1:39.427	57.325	99.6	4:13.074							
2	3:18.511	56.458	1:31.613	50.440	127.0	7:31.585							
3	3:13.154	55.583	1:28.291	49.280	130.5	10:44.739							
4	3:08.813	54.283	1:26.196	48.334	133.5	13:53.552							
5	3:09.070	54.845	1:26.288	47.937	133.4	17:02.622							
6	3:09.816	53.668	1:27.542	48.606	132.8	20:12.438							
7	3:11.217	53.488	1:28.533	49.196	131.9	23:23.655							
8	3:07.363	52.750	1:26.831	47.782	134.6	26:31.018							
9	3:08.157	53.428	1:26.389	48.340	134.0	29:39.175							
10	3:07.211	53.480	1:25.948	47.783	134.7	32:46.386							
26 Sam CLARKE Sam Clarke Jaguar XJS													
1	3:00.459	49.007	1:25.185	46.267	139.7	3:00.459							
2	2:58.289	51.168	1:21.142	45.979	141.4	5:58.748							
3	2:57.707	50.725	1:20.918	46.064	141.9	8:56.455							
4	2:59.808	51.197	1:21.817	46.794	140.2	11:56.263							
5	3:01.292	50.663	1:22.193	48.436	139.1	14:57.555							
6	3:19.245B	51.720	1:21.563	1:05.962	126.5	18:16.800							
7	4:13.303	1:58.496	1:26.089	48.718	99.5	22:30.103							
8	3:04.203	52.560	1:24.104	47.539	136.9	25:34.306							
9	3:02.896	51.900	1:24.165	46.831	137.9	28:37.202							
10	3:05.056	50.892	1:25.001	49.163	136.3	31:42.258							
32 Nic STRONG Nic Strong Ford Capri													
1	4:08.178	1:18.538	1:46.878	1:02.762	101.6	4:08.178							
2	3:34.642	1:00.337	1:38.365	55.940	117.5	7:42.820							
3	3:30.173	56.990	1:35.486	57.697	120.0	11:12.993							
4	3:21.047	56.369	1:33.013	51.665	125.4	14:34.040							
5	3:16.746	54.882	1:30.426	51.438	128.2	17:50.786							
6	3:13.460	54.282	1:28.432	50.746	130.3	21:04.246							
7	3:13.583	53.781	1:29.097	50.705	130.2	24:17.829							
8	3:11.451	53.816	1:27.234	50.401	131.7	27:29.280							
9	3:12.422	55.298	1:26.426	50.698	131.0	30:41.702							
38 Karl CATTLIFF Karl Cattliff BMW E36 M3													
1	3:02.265	46.855	1:28.892	46.518	138.3	3:02.265							
2	2:58.421	51.884	1:21.563	44.974	141.3	6:00.686							
3	2:56.500	50.395	1:20.398	45.707	142.9	8:57.186							
4	3:02.988	50.975	1:22.957	49.056	137.8	12:00.174							
5	3:14.926	56.106	1:23.624	55.196	129.4	15:15.100							
46 David HICKTON David Hickton BMW M3													
1	3:27.293	58.065	1:34.122	55.106	121.6	3:27.293							
2	3:44.139	1:06.275	1:38.542	59.322	112.5	7:11.432							
3	3:02.724	52.851	1:22.872	47.001	138.0	10:14.156							
4	2:58.525	51.478	1:19.863	47.184	141.2	13:12.681							
5	3:54.738B	50.861	1:35.944	1:27.933	107.4	17:07.419							
50 Peter HOLTON Peter Holton Rover p6 3500s													
1	4:00.066	1:08.134	1:47.053	1:04.879	105.0	4:00.066							
2	3:46.840	1:06.504	1:42.505	57.831	111.2	7:46.906							
3	4:04.237	1:08.979	1:48.828	1:06.430	103.2	11:51.143							
4	3:37.769	1:05.786	1:36.721	55.262	115.8	15:28.912							
5	3:30.830	1:00.989	1:35.187	54.654	119.6	18:59.742							
6	3:31.770	1:01.714	1:35.028	55.028	119.1	22:31.512							
55 David HOWARD Berkshire Pallets Ltd Jaguar XJ12													
1	3:15.407	52.085	1:34.140	49.182	129.0	3:15.407							
2	3:05.127	52.970	1:24.908	47.249	136.2	6:20.534							
3	3:06.168	51.583	1:26.062	48.523	135.4	9:26.702							
4	3:01.984	50.832	1:23.449	47.703	138.6	12:28.686							
5	3:05.938	51.945	1:26.322	47.671	135.6	15:34.624							
6	3:06.388	51.814	1:25.111	49.463	135.3	18:41.012							
7	3:04.600	51.357	1:25.351	47.892	136.6	21:45.612							
8	3:02.645	50.852	1:24.789	47.004	138.1	24:48.257							
9	2:59.480	50.279	1:22.635	46.566	140.5	27:47.737							
10	3:00.471	50.402	1:22.362	47.707	139.7	30:48.208							
56 Michael SHERATON APS Racing BMW E30													
1	3:32.610	1:01.380	1:37.668	53.562	118.6	3:32.610							
2	3:24.868	58.548	1:32.329	53.991	123.1	6:57.478							
3	3:21.881	58.508	1:28.643	54.730	124.9	10:19.359							
4	3:14.229	56.892	1:27.264	50.073	129.8	13:33.588							
5	3:10.530	55.974	1:24.754	49.802	132.3	16:44.118							
6	3:46.409B	1:04.591	1:33.604	1:08.214	111.4	20:30.527							
7	5:55.120	3:30.872	1:33.094	51.154	71.0	26:25.647							
8	3:22.682B	55.350	1:24.709	1:02.623	124.4	29:48.329							
66 Andy DAVIES Driveme.net BMW M3													
1	4:05.243	1:24.795	1:43.931	56.517	102.8	4:05.243							
2	3:06.657	52.788	1:26.787	47.082	135.1	7:11.900							
3	3:16.234B	50.548	1:23.437	1:02.249	128.5	10:28.134							
68 Keith WRIGHT Lelsport Morris Minor													
1	4:15.964	1:17.645	1:53.184	1:05.135	98.5	4:15.964							
2	4:04.098	1:08.932	1:50.213	1:04.953	103.3	8:20.062							
3	3:58.257	1:08.332	1:45.406	1:04.519	105.8	12:18.319							
4	3:49.598	1:06.120	1:42.775	1:00.703	109.8	16:07.917							
5	3:50.582	1:05.421	1:44.450	1:00.711	109.4	19:58.499							
6	3:46.757	1:05.148	1:42.211	59.398	111.2	23:45.256							
7	3:49.669	1:04.868	1:42.572	1:02.229	109.8	27:34.925							
69 Stephen YATES Stephen Yates Ford Escort Mk 3 RS1600i													
1	3:26.385	51.285	1:37.689	57.411	122.2	3:26.385							
2	3:27.059	1:02.630	1:30.557	53.872	121.8	6:53.444							
3	3:27.880	1:02.770	1:31.902	53.208	121.3	10:21.324							






CLASSIC TOURING CARS - GROUP 1
SPA RACING FESTIVAL
FREE PRACTICE

Analysis

■ Personal Best ■ Session Best B Crossing the finish line in pit lane

Lap	Time	Sector 1	Sector 2	Sector 3	Kph	Elapsed	Lap	Time	Sector 1	Sector 2	Sector 3	Kph	Elapsed	
177	Alan GREENHALGH													
	ciceurope						Vauxhall Firenza							
1	4:22.017	1:38.443	1:44.676	58.898	96.2	4:22.017								
2	3:27.125	1:00.947	1:34.649	51.529	121.7	7:49.142								
3	3:21.677	1:01.345	1:27.111	53.221	125.0	11:10.819								
4	3:08.681	55.125	1:25.094	48.462	133.6	14:19.500								
5	14:34.892	...	1:26.131	48.370	28.8	28:54.392								
6	3:28.320	1:12.811	1:26.637	48.872	121.0	32:22.712								





CLASSIC TOURING CARS - GROUP 1

SPA RACING FESTIVAL

QUALIFYING

Final Classification

Nr.	Driver	Nat	Team	Car		Time	Lap	Total	Gap	Kph
1	6	Jim MCLOUGHLIN	Jim Mcloughlin	Ford Sierra Cosworth	93B	2:49.733	4	5	-	148.6
2	12	Jack STANFORD	Jack Stanford	BMW M3	93C	2:50.928	3	7	+1.195	147.5
3	66	Andy DAVIES	Driveme.net	BMW M3	93B	2:51.199	7	7	+1.466	147.3
4	10	Ray WEST	Ray West	BMW M3	93B	2:51.544	5	8	+1.811	147.0
5	88	Paul BELLAMY	Bell gee Motorsport	BMW M3	93B	2:53.034	6	8	+3.301	145.7
6	11	Roger STANFORD	AH Racing (Tamworth) Ltd	BMW E30 M3	93C	2:53.630	6	7	+3.897	145.2
7	7	Richard MILLAR	Millars classic and sports	Ford Sierra Cosworth	93B	2:54.484	3	8	+4.751	144.5
8	26	Sam CLARKE	Sam Clarke	Jaguar XJS	X	2:57.646	3	8	+7.913	141.9
9	46	David HICKTON	David Hickton	BMW M3	93B	3:00.330	6	8	+10.597	139.8
10	19	Stephen PRIMETT	Stephen Primett	Ford Escort	C	3:01.066	7	8	+11.333	139.3
11	55	David HOWARD	Berkshire Pallets Ltd	Jaguar XJ12	X	3:03.736	6	8	+14.003	137.2
12	22	William JENKINS	William Jenkins	BMW 3.0 CSL	X	3:03.879	7	8	+14.146	137.1
13	56	Michael SHERATON	APS Racing	BMW E30	93D	3:04.131	7	8	+14.398	136.9
14	177	Alan GREENHALGH	ctceurope	Vauxhall Firenza	C	3:04.661	6	8	+14.928	136.5
15	32	Nic STRONG	Nic Strong	Ford Capri	B	3:07.600	7	8	+17.867	134.4
16	93	Stephen TURNER	Stephen Turner	Honda Civic	93E	3:08.763	5	7	+19.030	133.6
17	18	Andy GEE	Bellgee Motorsport	BMW 325i E30	93D	3:09.701	5	7	+19.968	132.9
18	111	Mohamed ELSHIMY	SVG motorsports	Peugeot 206	A/P	3:10.336	4	6	+20.603	132.5
19	76	Steven SPRIGG	Team double trouble racing	Ford Lotus Cortina Mk1	F	3:17.097	3	7	+27.364	127.9
20	5	Andy MESSHAM	Andy Messham	Austin Mini Seven	C	3:17.741	4	6	+28.008	127.5
21	170	Philip WALLER	PWR	Peugeot 206 180 gti	A/P	3:17.871	5	7	+28.138	127.4
22	50	Peter HOLTON	Peter Holton	Rover p6 3500s	B	3:20.750	6	7	+31.017	125.6
23	77	Richard SPRIGG	Team Double Trouble Racing	Ford Anglia 105E	C	3:21.212	5	6	+31.479	125.3
24	126	Andy JOHNSON	SVG Motorsport	Peugeot 206	A/P	3:23.825	6	7	+34.092	123.7
25	1	Tony PRESTON	Tony Preston	Morris Minor	D	3:24.003	6	7	+34.270	123.6
26	90	Gary FLETCHER	Gary Fletcher	Vauxhall Firenza Droop Snoot	C	3:24.083	2	4	+34.350	123.5
27	14	Steve BARBER	Steve Barber	Ford Anglia	C	3:32.310	4	7	+42.577	118.8
28	83	Tim DODWELL	Tim Dodwell	Volkswagen Scirocco	X	3:34.645	4	5	+44.912	117.5
29	68	Keith WRIGHT	Lelsport	Morris Minor	D	3:47.861	5	6	+58.128	110.7
30	72	Anthony WARNES	Team Vantage	Wolseley 1500 Saloon	C	3:56.114	4	6	+1:06.381	106.8
31	69	Stephen YATES	Stephen Yates	Ford Escort Mk 3 RS1600i	E	4:02.230	2	6	+1:12.497	104.1
Not classified:										
8	Paul COOPER	Paul Cooper	Ford Corina	C						
38	Karl CATTLIFF	Karl Cattliff	BMW E36 M3	93B			1			
119	Stephen PEARSON	Eunuch Racing	BMW M3	93B						


Fastest Lap	Lap 4	Jim MCLOUGHLIN	2:49.733	148.6 Kph
--------------------	-------	----------------	-----------------	-----------

Published at:

Track Status: **DRY**

Stewards:	Timekeeper:
-----------	-------------





CLASSIC TOURING CARS - GROUP 1


SPA RACING FESTIVAL

QUALIFYING

Best Sector Times

SECTOR 1			SECTOR 2			SECTOR 3			Pos	Driver	Ideal Lap	Best Lap
Pos	Driver	Time	Driver	Time	Driver	Time						
1	6 J.MCLOUGHLIN	47.915	12 J.STANFORD	1:17.878	12 J.STANFORD	43.492	1	6 J.MCLOUGHLIN	2:49.733	2:49.733	(1)	
2	66 A.DAVIES	48.231	11 R.STANFORD	1:17.901	6 J.MCLOUGHLIN	43.569	2	12 J.STANFORD	2:50.736	2:50.928	(2)	
3	10 R.WEST	48.544	10 R.WEST	1:18.189	66 A.DAVIES	43.762	3	10 R.WEST	2:50.748	2:51.544	(4)	
4	88 P.BELLAMY	48.828	6 J.MCLOUGHLIN	1:18.249	10 R.WEST	44.015	4	66 A.DAVIES	2:51.199	2:51.199	(3)	
5	7 R.MILLAR	48.938	88 P.BELLAMY	1:19.177	88 P.BELLAMY	44.321	5	88 P.BELLAMY	2:52.326	2:53.034	(5)	
6	12 J.STANFORD	49.366	66 A.DAVIES	1:19.206	11 R.STANFORD	44.596	6	11 R.STANFORD	2:52.359	2:53.630	(6)	
7	11 R.STANFORD	49.862	7 R.MILLAR	1:19.988	7 R.MILLAR	44.809	7	7 R.MILLAR	2:53.735	2:54.484	(7)	
8	46 D.HICKTON	50.360	26 S.CLARKE	1:20.340	46 D.HICKTON	45.363	8	26 S.CLARKE	2:56.802	2:57.646	(8)	
9	26 S.CLARKE	50.634	56 M.SHERATON	1:22.614	26 S.CLARKE	45.828	9	46 D.HICKTON	2:58.407	3:00.330	(9)	
10	55 D.HOWARD	50.909	19 S.PRIMETT	1:22.654	19 S.PRIMETT	46.488	10	19 S.PRIMETT	3:01.039	3:01.066	(10)	
11	19 S.PRIMETT	51.897	46 D.HICKTON	1:22.684	177 A.GREENHALGH	47.189	11	55 D.HOWARD	3:03.486	3:03.736	(11)	
12	32 N.STRONG	52.741	177 A.GREENHALGH	1:23.537	56 M.SHERATON	47.625	12	177 A.GREENHALGH	3:03.973	3:04.661	(14)	
13	177 A.GREENHALGH	53.247	93 S.TURNER	1:24.720	32 N.STRONG	47.718	13	56 M.SHERATON	3:04.105	3:04.131	(13)	
14	56 M.SHERATON	53.866	55 D.HOWARD	1:24.841	55 D.HOWARD	47.736	14	32 N.STRONG	3:07.600	3:07.600	(15)	
15	111 M.ELSHIMY	54.278	18 A.GEE	1:24.943	93 S.TURNER	48.335	15	93 S.TURNER	3:08.151	3:08.763	(16)	
16	93 S.TURNER	55.096	76 S.SPRIGG	1:25.906	111 M.ELSHIMY	48.761	16	111 M.ELSHIMY	3:09.172	3:10.336	(18)	
17	18 A.GEE	55.741	111 M.ELSHIMY	1:26.133	18 A.GEE	48.946	17	18 A.GEE	3:09.630	3:09.701	(17)	
18	170 P.WALLER	56.330	32 N.STRONG	1:27.141	38 K.CATLIFF	49.367	18	76 S.SPRIGG	3:16.359	3:17.097	(19)	
19	83 T.DODWELL	57.564	5 A.MESSHAM	1:27.804	50 P.HOLTON	51.175	19	170 P.WALLER	3:16.945	3:17.871	(21)	
20	50 P.HOLTON	57.776	170 P.WALLER	1:29.206	170 P.WALLER	51.409	20	5 A.MESSHAM	3:17.633	3:17.741	(20)	
21	5 A.MESSHAM	57.862	77 R.SPRIGG	1:29.431	77 R.SPRIGG	51.810	21	77 R.SPRIGG	3:19.318	3:21.212	(23)	
22	77 R.SPRIGG	58.077	126 A.JOHNSON	1:30.686	5 A.MESSHAM	51.967	22	50 P.HOLTON	3:20.143	3:20.750	(22)	
23	76 S.SPRIGG	58.366	69 S.YATES	1:31.157	76 S.SPRIGG	52.087	23	126 A.JOHNSON	3:23.113	3:23.825	(24)	
24	90 G.FLETCHER	59.030	50 P.HOLTON	1:31.192	126 A.JOHNSON	52.449	24	1 T.PRESTON	3:24.003	3:24.003	(25)	
25	126 A.JOHNSON	59.978	1 T.PRESTON	1:31.262	1 T.PRESTON	52.455	25	90 G.FLETCHER	3:24.083	3:24.083	(26)	
26	14 S.BARBER	1:00.163	90 G.FLETCHER	1:31.725	90 G.FLETCHER	53.328	26	14 S.BARBER	3:29.596	3:32.310	(27)	
27	1 T.PRESTON	1:00.286	38 K.CATLIFF	1:32.832	14 S.BARBER	55.031	27	69 S.YATES	3:31.165	4:02.230	(31)	
28	69 S.YATES	1:03.763	14 S.BARBER	1:34.402	69 S.YATES	56.245	28	83 T.DODWELL	3:34.645	3:34.645	(28)	
29	68 K.WRIGHT	1:04.532	83 T.DODWELL	1:39.857	83 T.DODWELL	57.224	29	68 K.WRIGHT	3:44.639	3:47.861	(29)	
30	72 A.WARNES	1:07.713	68 K.WRIGHT	1:40.467	68 K.WRIGHT	59.640	30	72 A.WARNES	3:55.162	3:56.114	(30)	





CLASSIC TOURING CARS - GROUP 1

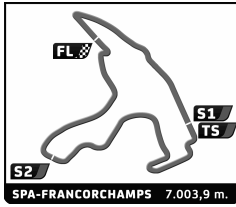
SPA RACING FESTIVAL

After QUALIFYING

Event maximum speed

Driver	Team	Car	Class	Top Speed	Lap	Session
10 Ray WEST	Ray West	BMW M3	93B	223.6	6	FREE PRACTICE
88 Paul BELLAMY	Bell gee Motorsport	BMW M3	93B	214.7	4	QUALIFYING
38 Karl CATTLIFF	Karl Cattliff	BMW E36 M3	93B	213.4	6	FREE PRACTICE
6 Jim MCLOUGHLIN	Jim McLoughlin	Ford Sierra Cosworth	93B	213.0	4	QUALIFYING
12 Jack STANFORD	Jack Stanford	BMW M3	93C	211.8	3	QUALIFYING
7 Richard MILLAR	Millars classic and sports	Ford Sierra Cosworth	93B	208.9	5	QUALIFYING
66 Andy DAVIES	Driveme.net	BMW M3	93B	207.3	7	QUALIFYING
46 David HICKTON	David Hickton	BMW M3	93B	206.5	3	QUALIFYING
11 Roger STANFORD	AH Racing (Tamworth) Ltd	BMW E30 M3	93C	204.5	8	FREE PRACTICE
55 David HOWARD	Berkshire Pallets Ltd	Jaguar XJ12	X	202.6	10	FREE PRACTICE
26 Sam CLARKE	Sam Clarke	Jaguar XJS	X	201.9	6	FREE PRACTICE
22 William JENKINS	William Jenkins	BMW 3.0 CSL	X	194.9	3	FREE PRACTICE
19 Stephen PRIMETT	Stephen Primett	Ford Escort	C	192.2	7	QUALIFYING
56 Michael SHERATON	APS Racing	BMW E30	93D	190.1	5	QUALIFYING
93 Stephen TURNER	Stephen Turner	Honda Civic	93E	189.1	6	QUALIFYING
177 Alan GREENHALGH	ctceurope	Vauxhall Firenza	C	187.8	2	QUALIFYING
32 Nic STRONG	Nic Strong	Ford Capri	B	186.9	6	FREE PRACTICE
170 Philip WALLER	PWR	Peugeot 206 180 gti	A/P	180.6	7	QUALIFYING
18 Andy GEE	Bellgee Motorsport	BMW 325i E30	93D	177.6	5	QUALIFYING
111 Mohamed ELSHIMY	SVG motorsports	Peugeot 206	A/P	176.2	6	QUALIFYING
90 Gary FLETCHER	Gary Fletcher	Vauxhall Firenza Droop Snoot	C	172.8	7	FREE PRACTICE
77 Richard SPRIGG	Team Double Trouble Racing	Ford Anglia 105E	C	171.7	5	QUALIFYING
5 Andy MESSHAM	Andy Messham	Austin Mini Seven	C	166.7	5	QUALIFYING
83 Tim DODWELL	Tim Dodwell	Volkswagen Scirocco	X	165.4	4	QUALIFYING
76 Steven SPRIGG	Team double trouble racing	Ford Lotus Cortina Mk1	F	164.9	7	QUALIFYING
126 Andy JOHNSON	SVG Motorsport	Peugeot 206	A/P	163.9	6	QUALIFYING
1 Tony PRESTON	Tony Preston	Morris Minor	D	163.1	5	FREE PRACTICE
14 Steve BARBER	Steve Barber	Ford Anglia	C	161.4	4	QUALIFYING
50 Peter HOLTON	Peter Holton	Rover p6 3500s	B	160.2	5	QUALIFYING
69 Stephen YATES	Stephen Yates	Ford Escort Mk 3 RS1600i	E	156.1	2	FREE PRACTICE
68 Keith WRIGHT	Lelsport	Morris Minor	D	150.6	6	FREE PRACTICE
8 Paul COOPER	Paul Cooper	Ford Cortina	C	148.1	4	FREE PRACTICE
72 Anthony WARNES	Team Vantage	Wolseley 1500 Saloon	C	145.7	3	QUALIFYING





CLASSIC TOURING CARS - GROUP 1


SPA RACING FESTIVAL

QUALIFYING

Fastest Lap Sequence

Practice Time	Driver	Team	Car	Class	Time	Kph	Lap
5:55.930	6 Jim MCLOUGHLIN	Jim Mcloughlin	Ford Sierra Cosworth	93B	2:56.315	143.0	2
6:09.413	12 Jack STANFORD	Jack Stanford	BMW M3	93C	2:53.549	145.3	2
8:48.335	6 Jim MCLOUGHLIN	Jim Mcloughlin	Ford Sierra Cosworth	93B	2:52.405	146.2	3
9:00.341	12 Jack STANFORD	Jack Stanford	BMW M3	93C	2:50.928	147.5	3
11:38.068	6 Jim MCLOUGHLIN	Jim Mcloughlin	Ford Sierra Cosworth	93B	2:49.733	148.6	4





CLASSIC TOURING CARS - GROUP 1

SPA RACING FESTIVAL


QUALIFYING

Analysis

Personal Best Session Best B Crossing the finish line in pit lane

Lap	Time	Sector 1	Sector 2	Sector 3	Kph	Elapsed	Lap	Time	Sector 1	Sector 2	Sector 3	Kph	Elapsed
1 Tony PRESTON Tony Preston Morris Minor							4	2:55.382	51.210	1:18.916	45.256	143.8	11:47.879
1	4:13.137	1:21.997	1:51.498	59.642	99.6	4:13.137	5	2:55.700	49.894	1:19.948	45.858	143.5	14:43.579
2	3:32.747	1:02.369	1:35.770	54.608	118.5	7:45.884	6	2:53.630	50.639	1:18.395	44.596	145.2	17:37.209
3	3:28.056	1:00.386	1:34.049	53.621	121.2	11:13.940	7	2:56.420	50.953	1:17.901	47.566	142.9	20:33.629
4	3:29.438	1:02.395	1:33.421	53.622	120.4	14:43.378							
5	3:25.134	1:00.488	1:31.872	52.774	122.9	18:08.512							
6	3:24.003	1:00.286	1:31.262	52.455	123.6	21:32.515							
7	4:22.501 B	1:02.784	1:50.636	1:29.081	96.1	25:55.016							
5 Andy MESSHAM Andy Messham Austin Mini Seven													
1	3:56.734	1:16.497	1:43.284	56.953	106.5	3:56.734							
2	3:22.881	1:00.341	1:29.560	52.980	124.3	7:19.615							
3	3:18.313	58.534	1:27.812	51.967	127.1	10:37.928							
4	3:17.741	57.862	1:27.804	52.075	127.5	13:55.669							
5	3:19.218	58.066	1:28.473	52.679	126.6	17:14.887							
6	7:34.810 B	3:02.009	1:42.759	2:50.042	55.4	24:49.697							
6 Jim MCLOUGHLIN Jim Mcloughlin Ford Sierra Cosworth													
1	2:59.615	39.742	1:31.723	48.150	140.4	2:59.615							
2	2:56.315	50.187	1:21.140	44.988	143.0	5:55.930							
3	2:52.405	48.927	1:18.810	44.668	146.2	8:48.335							
4	2:49.733	47.915	1:18.249	43.569	148.6	11:38.068							
5	3:14.465	50.583	1:28.465	55.417	129.7	14:52.533							
7 Richard MILLAR Millars classic and sports Ford Sierra Cosworth													
1	3:00.057	40.449	1:31.528	48.080	140.0	3:00.057							
2	2:56.694	50.098	1:21.696	44.900	142.7	5:56.751							
3	2:54.484	49.424	1:19.988	45.072	144.5	8:51.235							
4	2:56.069	50.439	1:20.654	44.976	143.2	11:47.304							
5	2:55.820	48.938	1:20.986	45.896	143.4	14:43.124							
6	4:24.097 B	51.381	1:20.915	2:11.801	95.5	19:07.221							
7	3:23.566	1:16.944	1:21.813	44.809	123.9	22:30.787							
8	6:35.506 B	1:09.179	3:07.638	2:18.689	63.8	29:06.293							
10 Ray WEST Ray West BMW M3													
1	3:19.743	57.262	1:33.410	49.071	126.2	3:19.743							
2	2:58.377	50.889	1:22.407	45.081	141.4	6:18.120							
3	2:56.966	48.710	1:23.367	44.889	142.5	9:15.086							
4	2:53.380	48.770	1:19.131	45.479	145.4	12:08.466							
5	2:51.544	48.903	1:18.189	44.452	147.0	15:00.010							
6	2:53.356	49.863	1:19.043	44.450	145.4	17:53.366							
7	2:52.079	49.573	1:18.491	44.015	146.5	20:45.445							
8	3:14.489 B	48.544	1:18.684	1:07.261	129.6	23:59.934							
11 Roger STANFORD AH Racing (Tamworth) Ltd BMW E30 M3													
1	3:00.755	41.706	1:30.815	48.234	139.5	3:00.755							
2	2:57.380	51.123	1:20.752	45.505	142.1	5:58.135							
3	2:54.362	49.862	1:18.651	45.849	144.6	8:52.497							
12 Jack STANFORD Jack Stanford BMW M3													
1	3:15.864	44.860	1:32.683	58.321	128.7	3:15.864							
2	2:53.549	50.095	1:19.594	43.860	145.3	6:09.413							
3	2:50.928	49.558	1:17.878	43.492	147.5	9:00.341							
4	6:16.075	3:59.079	1:30.852	46.144	67.0	15:16.416							
5	3:20.201	53.669	1:31.497	55.035	125.9	18:36.617							
6	2:51.364	49.366	1:18.349	43.649	147.1	21:27.981							
7	4:15.250 B	51.952	1:38.785	1:44.513	98.8	25:43.231							
14 Steve BARBER Steve Barber Ford Anglia													
1	4:14.770	1:25.248	1:50.803	58.719	99.0	4:14.770							
2	3:49.345	1:01.228	1:43.520	1:04.597	109.9	8:04.115							
3	3:33.930	1:04.497	1:34.402	55.031	117.9	11:38.045							
4	3:32.310	1:00.163	1:36.389	55.758	118.8	15:10.355							
5	3:35.022	1:00.581	1:38.833	55.608	117.3	18:45.377							
6	3:33.004	1:00.737	1:36.108	56.159	118.4	22:18.381							
7	4:48.376 B	1:13.401	2:00.630	1:34.345	87.4	27:06.757							
18 Andy GEE Bellgee Motorsport BMW 325i E30													
1	3:46.732	1:07.828	1:43.720	55.184	111.2	3:46.732							
2	3:20.072	58.092	1:29.508	52.472	126.0	7:06.804							
3	3:19.100	57.397	1:30.814	50.889	126.6	10:25.904							
4	3:13.861	56.577	1:27.362	49.922	130.1	13:39.765							
5	3:09.701	55.782	1:24.943	48.976	132.9	16:49.466							
6	3:11.352	55.741	1:25.076	50.535	131.8	20:00.818							
7	3:10.796	55.881	1:25.969	48.946	132.2	23:11.614							
19 Stephen PRIMETT Stephen Primett Ford Escort													
1	4:10.267	1:18.278	1:52.377	59.612	100.7	4:10.267							
2	3:13.516	58.122	1:26.176	49.218	130.3	7:23.783							
3	3:04.170	52.888	1:23.633	47.649	136.9	10:27.953							
4	3:06.565	54.123	1:24.880	47.562	135.1	13:34.518							
5	3:05.048	52.547	1:24.622	47.879	136.3	16:39.566							
6	3:03.837	51.897	1:24.484	47.456	137.2	19:43.403							
7	3:01.066	51.924	1:22.654	46.488	139.3	22:44.469							
8	6:26.574 B	1:14.176	2:51.681	2:20.717	65.2	29:11.043							
22 William JENKINS William Jenkins BMW 3.0 CSL													
1	3:55.192				107.2	3:55.192							
2	3:17.498				127.7	7:12.690							
3	3:09.945				132.7	10:22.635							
4	3:08.466				133.8	13:31.101							
5	3:08.018				134.1	16:39.119							
6	3:06.432				135.2	19:45.551							
7	3:03.879				137.1	22:49.430							





CLASSIC TOURING CARS - GROUP 1

SPA RACING FESTIVAL


QUALIFYING

Analysis

■ Personal Best ■ Session Best B Crossing the finish line in pit lane

Lap	Time	Sector 1	Sector 2	Sector 3	Kph	Elapsed	Lap	Time	Sector 1	Sector 2	Sector 3	Kph	Elapsed
8	6:27.088B				65.1	29:16.518	5	3:04.000	50.909	1:24.868	48.223	137.0	16:31.561
26 Sam CLARKE							6	3:03.736	50.944	1:24.841	47.951	137.2	19:35.297
Sam Clarke Jaguar XJS							7	3:05.975	51.351	1:26.141	48.483	135.6	22:41.272
1	3:01.754	46.059	1:28.148	47.547	138.7	3:01.754	8	6:27.518B	1:14.914	2:53.192	2:19.412	65.1	29:08.790
2	2:58.229	51.585	1:20.340	46.304	141.5	5:59.983							
3	2:57.646	51.334	1:20.484	45.828	141.9	8:57.629							
4	2:59.854	51.788	1:21.978	46.088	140.2	11:57.483							
5	3:01.603	50.634	1:24.576	46.393	138.8	14:59.086							
6	3:03.618	51.130	1:23.000	49.488	137.3	18:02.704							
7	3:09.513	58.623	1:24.576	46.314	133.0	21:12.217							
8	3:39.829B	51.655	1:25.547	1:22.627	114.7	24:52.046							
32 Nic STRONG													
Nic Strong Ford Capri													
1	3:33.955	1:02.094	1:37.987	53.874	117.8	3:33.955							
2	3:18.950	55.355	1:31.868	51.727	126.7	6:52.905							
3	3:16.240	55.353	1:29.953	50.934	128.5	10:09.145							
4	3:12.849	54.271	1:28.247	50.331	130.7	13:21.994							
5	3:12.353	53.695	1:28.561	50.097	131.1	16:34.347							
6	3:10.720	53.431	1:28.082	49.207	132.2	19:45.067							
7	3:07.600	52.741	1:27.141	47.718	134.4	22:52.667							
8	6:28.975B	1:13.287	2:49.446	2:26.242	64.8	29:21.642							
38 Karl CATTLIFF													
Karl Cattliff BMW E36 M3													
1	9:42.411	7:20.212	1:32.832	49.367	43.3	9:42.411							
46 David HICKTON													
David Hickton BMW M3													
1	3:13.306	55.444	1:28.714	49.148	130.4	3:13.306							
2	3:01.758	51.571	1:24.682	45.505	138.7	6:15.064							
3	3:02.864	50.459	1:27.042	45.363	137.9	9:17.928							
4	3:09.778	50.360	1:24.761	54.657	132.9	12:27.706							
5	3:28.344	1:01.554	1:31.995	54.795	121.0	15:56.050							
6	3:00.330	51.626	1:22.684	46.020	139.8	18:56.380							
7	3:00.671	51.212	1:23.635	45.824	139.6	21:57.051							
8	4:31.467B	51.785	1:47.268	1:52.414	92.9	26:28.518							
50 Peter HOLTON													
Peter Holton Rover p6 3500s													
1	4:12.121	1:20.088	1:52.174	59.859	100.0	4:12.121							
2	3:27.746	58.775	1:35.684	53.287	121.4	7:39.867							
3	3:32.388	1:02.338	1:36.159	53.891	118.7	11:12.255							
4	3:26.496	59.169	1:33.944	53.383	122.1	14:38.751							
5	3:22.503	57.776	1:32.403	52.324	124.5	18:01.254							
6	3:20.750	58.383	1:31.192	51.175	125.6	21:22.004							
7	4:27.853B	58.069	1:45.942	1:43.842	94.1	25:49.857							
55 David HOWARD													
Berkshire Pallets Ltd Jaguar XJ12													
1	3:59.542	1:28.573	1:38.409	52.560	105.3	3:59.542							
2	3:09.266	53.412	1:26.896	48.958	133.2	7:08.808							
3	3:12.753	51.456	1:31.595	49.702	130.8	10:21.561							
4	3:06.000	52.321	1:25.943	47.736	135.6	13:27.561							
56 Michael SHERATON													
APS Racing BMW E30													
1	3:50.937	1:12.135	1:44.189	54.613	109.2	3:50.937							
2	3:26.139	57.373	1:28.458	1:00.308	122.3	7:17.076							
3	3:07.633	54.841	1:23.775	49.017	134.4	10:24.709							
4	3:10.469	55.172	1:26.338	48.959	132.4	13:35.178							
5	3:05.424	53.866	1:23.458	48.100	136.0	16:40.602							
6	3:06.541	54.533	1:23.331	48.677	135.2	19:47.143							
7	3:04.131	53.892	1:22.614	47.625	136.9	22:51.274							
8	6:27.840B	1:13.534	2:49.905	2:24.401	65.0	29:19.114							
66 Andy DAVIES													
Driveme.net BMW M3													
1	3:10.564	46.916	1:33.481	50.167	132.3	3:10.564							
2	3:00.543	50.232	1:25.170	45.141	139.7	6:11.107							
3	2:53.993	48.750	1:20.870	44.373	144.9	9:05.100							
4	2:54.932	48.289	1:21.788	44.855	144.1	12:00.032							
5	3:13.854	48.433	1:20.924	1:04.497	130.1	15:13.886							
6	4:02.496	1:23.050	1:52.990	46.456	104.0	19:16.382							
7	2:51.199	48.231	1:19.206	43.762	147.3	22:07.581							
68 Keith WRIGHT													
Lelsport Morris Minor													
1	4:30.872	1:29.293	1:55.209	1:06.370	93.1	4:30.872							
2	3:48.776	1:06.926	1:41.628	1:00.222	110.2	8:19.648							
3	3:58.241	1:09.690	1:46.490	1:02.061	105.8	12:17.889							
4	3:54.518	1:05.160	1:47.213	1:02.145	107.5	16:12.407							
5	3:47.861	1:04.532	1:43.689	59.640	110.7	20:00.268							
6	4:10.923B	1:06.417	1:40.467	1:24.039	100.5	24:11.191							
69 Stephen YATES													
Stephen Yates Ford Escort Mk 3 RS1600i													
1	4:03.516	1:03.732	1:51.623	1:08.161	103.5	4:03.516							
2	4:02.230	1:03.763	1:47.267	1:11.200	104.1	8:05.746							
3	4:09.688	1:19.037	1:43.607	1:07.044	101.0	12:15.434							
4	4:06.019	1:16.119	1:43.635	1:06.265	102.5	16:21.453							
5	4:38.960	2:11.558	1:31.157	56.245	90.4	21:00.413							
6	4:11.054B	1:05.268	1:35.914	1:29.872	100.4	25:11.467							
72 Anthony WARNES													
Team Vantage Wolsley 1500 Saloon													
1	4:37.765	1:30.782	1:59.142	1:07.841	90.8	4:37.765							
2	4:03.286	1:09.569	1:49.342	1:04.375	103.6	8:41.051							
3	4:00.516	1:09.627	1:47.703	1:03.186	104.8	12:41.567							
4	3:56.114	1:07.713	1:44.263	1:04.138	106.8	16:37.681							
5	4:01.904	1:08.452	1:50.215	1:03.237	104.2	20:39.585							
6	5:00.637B	1:13.038	2:05.172	1:42.427	83.9	25:40.222							
76 Steven SPRIGG													
Team double trouble racing Ford Lotus Cortina Mk1													





CLASSIC TOURING CARS - GROUP 1

SPA RACING FESTIVAL

QUALIFYING

Analysis

Personal Best Session Best B Crossing the finish line in pit lane

Lap	Time	Sector 1	Sector 2	Sector 3	Kph	Elapsed	Lap	Time	Sector 1	Sector 2	Sector 3	Kph	Elapsed
1	4:33.910	1:36.820	1:57.236	59.854	92.1	4:33.910	1	3:23.724	1:00.132	1:32.643	50.949	123.8	3:23.724
2	3:27.235	1:02.154	1:32.190	52.891	121.7	8:01.145	2	3:15.293	57.493	1:28.171	49.629	129.1	6:39.017
3	3:17.097	58.735	1:26.192	52.170	127.9	11:18.242	3	3:13.047	56.184	1:27.548	49.315	130.6	9:52.064
4	3:35.873	1:04.742	1:31.376	59.755	116.8	14:54.115	4	3:10.336	54.698	1:26.654	48.984	132.5	13:02.400
5	3:17.184	59.191	1:25.906	52.087	127.9	18:11.299	5	3:10.583	55.178	1:26.133	49.272	132.3	16:12.983
6	3:33.615	59.084	1:30.813	1:03.718	118.0	21:44.914	6	3:10.722	55.018	1:26.943	48.761	132.2	19:23.705
7	4:23.623B	58.366	1:46.700	1:38.557	95.6	26:08.537							

77 Richard SPRIGG
Team Double Trouble Racing Ford Anglia 105E

1	4:34.685	1:37.952	1:57.329	59.404	91.8	4:34.685
2	3:27.515	1:02.332	1:32.562	52.621	121.5	8:02.200
3	3:22.265	59.943	1:30.342	51.980	124.7	11:24.465
4	3:30.751	1:00.917	1:33.855	55.979	119.6	14:55.216
5	3:21.212	59.971	1:29.431	51.810	125.3	18:16.428
6	3:38.492B	58.077	1:31.678	1:08.737	115.4	21:54.920

83 Tim DODWELL
Tim Dodwell Volkswagen Scirocco

1	4:37.413	1:13.257	2:10.450	1:13.706	90.9	4:37.413
2	4:13.133	1:12.106	1:55.499	1:05.528	99.6	8:50.546
3	3:42.906	1:00.446	1:43.539	58.921	113.1	12:33.452
4	3:34.645	57.544	1:39.857	57.224	117.5	16:08.097
5	4:03.112	57.678	1:50.819	1:14.615	103.7	20:11.209

88 Paul BELLAMY
Bell gee Motorsport BMW M3

1	3:45.022	1:09.318	1:41.205	54.499	112.1	3:45.022
2	3:03.821	52.567	1:24.572	46.682	137.2	6:48.843
3	2:58.000	50.325	1:21.877	45.798	141.7	9:46.843
4	2:56.449	50.525	1:21.152	44.772	142.9	12:43.292
5	2:55.802	49.531	1:21.732	44.539	143.4	15:39.094
6	2:53.034	49.536	1:19.177	44.321	145.7	18:32.128
7	2:53.819	48.828	1:20.454	44.537	145.1	21:25.947
8	3:38.732B	49.061	1:22.905	1:26.766	115.3	25:04.679

90 Gary FLETCHER
Gary Fletcher Vauxhall Fireza Droop Snoot

1	3:25.109	51.829	1:38.400	54.880	122.9	3:25.109
2	3:24.083	59.030	1:31.725	53.328	123.5	6:49.192
3	3:33.304	1:03.032	1:35.229	55.043	118.2	10:22.496
4	3:29.773	1:01.251	1:33.674	54.848	120.2	13:52.269

93 Stephen TURNER
Stephen Turner Honda Civic

1	3:25.957	50.108	1:43.560	52.289	122.4	3:25.957
2	3:29.114	1:04.660	1:32.597	51.857	120.6	6:55.071
3	3:22.398	55.448	1:34.035	52.915	124.6	10:17.469
4	3:24.082	56.352	1:37.836	49.894	123.5	13:41.551
5	3:08.763	55.708	1:24.720	48.335	133.6	16:50.314
6	3:12.829	55.096	1:25.983	51.750	130.8	20:03.143
7	3:13.550	56.263	1:28.216	49.071	130.3	23:16.693

111 Mohamed ELSHIMY
SVG motorsports Peugeot 206

126 Andy JOHNSON
SVG Motorsport Peugeot 206

1	3:57.750	1:16.910	1:44.369	56.471	106.1	3:57.750
2	3:29.882	1:02.017	1:33.390	54.475	120.1	7:27.632
3	3:27.603	1:01.170	1:32.879	53.554	121.5	10:55.235
4	3:25.652	1:01.362	1:31.673	52.617	122.6	14:20.887
5	3:25.740	1:01.237	1:32.054	52.449	122.6	17:46.627
6	3:23.825	1:00.356	1:30.686	52.783	123.7	21:10.452
7	4:03.010B	59.978	1:34.854	1:28.178	103.8	25:13.462


170 Philip WALLER
PWR Peugeot 206 180 gti

1	3:26.830	1:00.542	1:33.562	52.726	121.9	3:26.830
2	3:20.468	57.287	1:31.100	52.081	125.8	6:47.298
3	3:18.940	57.436	1:30.095	51.409	126.7	10:06.238
4	3:18.700	57.641	1:29.625	51.434	126.9	13:24.938
5	3:17.871	56.749	1:29.552	51.570	127.4	16:42.809
6	3:18.927	57.138	1:30.215	51.574	126.8	20:01.736
7	3:17.216	56.330	1:29.206	51.680	127.9	23:18.952

177 Alan GREENHALGH
ctceurope Vauxhall Fireza

1	4:00.561	1:31.621	1:35.865	53.075	104.8	4:00.561
2	3:10.814	56.123	1:26.020	48.671	132.1	7:11.375
3	3:08.661	54.241	1:25.288	49.132	133.6	10:20.036
4	3:08.654	53.974	1:26.347	48.333	133.7	13:28.690
5	3:06.329	53.670	1:23.537	49.122	135.3	16:35.019
6	3:04.661	53.247	1:24.225	47.189	136.5	19:39.680
7	3:05.541	53.788	1:23.962	47.791	135.9	22:45.221
8	6:28.649B	1:15.401	2:50.909	2:22.339	64.9	29:13.870





CLASSIC TOURING CARS - GROUP 1

SPA RACING FESTIVAL

RACE 1 (30')

Final Starting Grid

Karl CATTUFF	Karl Cattliff	38	- 17 -	119	Eunuch Racing	Stephen PEARSON	
4:02.230	Stephen YATES	Stephen Yates	69	- 16 -	8	Paul Cooper	Paul COOPER
3:47.861	Keith WRIGHT	Lelsport	68	- 15 -	72	Team Vantage	3:56.114 Anthony WARNES
3:32.310	Steve BARBER	Steve Barber	14	- 14 -	83	Tim Dodwell	3:34.645 Tim DODWELL
3:24.003	Tony PRESTON	Tony Preston	1	- 13 -	90	Gary Fletcher	3:24.083 Gary FLETCHER
3:21.212	Richard SPRIGG	Team Double Trouble Racing	77	- 12 -	126	SVG Motorsport	3:23.825 Andy JOHNSON
3:17.871	Philip WALLER	PWR	170	- 11 -	50	Peter Holton	3:20.750 Peter HOLTON
3:17.097	Steven SPRIGG	Team double trouble racing	76	- 10 -	5	Andy Messham	3:17.741 Andy MESSHAM
3:09.701	Andy GEE	Bellgee Motorsport	18	- 9 -	111	SVG motorsports	3:10.336 Mohamed ELSHIMY
3:07.600	Nic STRONG	Nic Strong	32	- 8 -	93	Stephen Turner	3:08.763 Stephen TURNER
3:04.131	Michael SHERATON	APS Racing	56	- 7 -	177	ctceurope	3:04.661 Alan GREENHALGH
3:03.736	David HOWARD	Berkshire Pallets Ltd	55	- 6 -	22	William Jenkins	3:03.879 William JENKINS
3:00.330	David HICKTON	David Hickton	46	- 5 -	19	Stephen Primett	3:01.066 Stephen PRIMETT
2:54.484	Richard MILLAR	Millars classic and sports	7	- 4 -	26	Sam Clarke	2:57.646 Sam CLARKE
2:53.034	Paul BELLAMY	Bell gee Motorsport	88	- 3 -	11	AH Racing (Tamworth) Ltd	2:53.630 Roger STANFORD
2:51.199	Andy DAVIES	Driveme.net	66	- 2 -	10	Ray West	2:51.544 Ray WEST
2:49.733	Jim MCLOUGHLIN	Jim Mcloughlin	6	- 1 -	12	Jack Stanford	2:50.928 Jack STANFORD


Pole



Stewards:

Timekeeper:





SPA RACING FESTIVAL

CLASSIC TOURING CARS - GROUP 1

RACE 1 (30')

Provisional Classification


Drivers	Nat	Team	Vehicle	Class	Laps	Total Time	Gap	Kph	Best Lap			
									Lap	Time	Kph	
1	6	Jim MCLOUGHLIN	Jim Mcloughlin	Ford Sierra Cosworth	93B	11	31:23.974	-	147.2	3	2:51.612	146.9
2	10	Ray WEST	Ray West	BMW M3	93B	11	31:29.491	+5.517	146.8	7	2:50.381	148.0
3	88	Paul BELLAMY	Bell gee Motorsport	BMW M3	93B	11	31:33.876	+9.902	146.4	3	2:51.666	146.9
4	46	David HICKTON	David Hickton	BMW M3	93B	11	32:36.158	+1:12.184	141.8	4	2:56.277	143.0
5	26	Sam CLARKE	Sam Clarke	Jaguar XJS	X	11	32:37.878	+1:13.904	141.7	3	2:57.985	141.7
6	55	David HOWARD	Berkshire Pallets Ltd	Jaguar XJ12	X	11	33:03.365	+1:39.391	139.8	9	2:59.691	140.3
7	19	Stephen PRIMETT	Stephen Primett	Ford Escort	C	11	33:14.698	+1:50.724	139.0	8	2:59.364	140.6
8	22	William JENKINS	William Jenkins	BMW 3.0 CSL	X	11	33:35.089	+2:11.115	137.6	8	3:03.545	137.4
9	177	Alan GREENHALGH	ctceurope	Vauxhall Fireza	C	11	33:47.887	+2:23.913	136.8	10	3:03.885	137.1
10	56	Michael SHERATON	APS Racing	BMW E30	93D	11	33:50.085	+2:26.111	136.6	3	3:03.731	137.2
11	18	Andy GEE	Bellgee Motorsport	BMW 325i E30	93D	10	31:43.292	1 Lap	132.5	8	3:09.464	133.1
12	93	Stephen TURNER	Stephen Turner	Honda Civic	93E	10	31:52.488	1 Lap	131.8	4	3:10.825	132.1
13	90	Gary FLETCHER	Gary Fletcher	Vauxhall Fireza Droop Snoot	C	10	32:46.056	1 Lap	128.2	3	3:12.804	130.8
14	170	Philip WALLER	PWR	Peugeot 206 180 gti	A/P	10	32:55.435	1 Lap	127.6	2	3:15.611	128.9
15	76	Steven SPRIGG	Team double trouble racing	Ford Lotus Cortina Mk1	F	10	32:57.118	1 Lap	127.5	2	3:16.924	128.0
16	50	Peter HOLTON	Peter Holton	Rover p6 3500s	B	10	33:11.500	1 Lap	126.6	9	3:18.664	126.9
17	77	Richard SPRIGG	Team Double Trouble Racing	Ford Anglia 105E	C	10	33:12.274	1 Lap	126.6	4	3:19.199	126.6
18	111	Mohamed ELSHIMY	SVG motorsports	Peugeot 206	A/P	10	33:13.812	1 Lap	126.5	5	3:19.096	126.6
19	1	Tony PRESTON	Tony Preston	Morris Minor	D	10	33:54.505	1 Lap	123.9	8	3:23.271	124.0
20	69	Stephen YATES	Stephen Yates	Ford Escort Mk 3 RS1600i	E	10	34:23.342	1 Lap	122.2	4	3:22.957	124.2
21	83	Tim DODWELL	Tim Dodwell	Volkswagen Scirocco	X	9	31:58.834	2 Laps	118.3	2	3:29.786	120.2
22	14	Steve BARBER	Steve Barber	Ford Anglia	C	9	33:15.134	2 Laps	113.7	8	3:40.520	114.3
23	68	Keith WRIGHT	Lelsport	Morris Minor	D	9	33:43.442	2 Laps	112.1	9	3:44.305	112.4
24	72	Anthony WARNES	Team Vantage	Wolseley 1500 Saloon	C	9	34:44.671	2 Laps	108.9	6	3:52.109	108.6
Not classified:												
12	Jack STANFORD	Jack Stanford	BMW M3	93C	8	22:49.109				3	2:52.040	146.6
32	Nic STRONG	Nic Strong	Ford Capri	B	8	25:13.552				2	3:07.177	134.7
7	Richard MILLAR	Millars classic and sports	Ford Sierra Cosworth	93B	7	19:52.407				3	2:51.978	146.6
5	Andy MESSHAM	Andy Messham	Austin Mini Seven	C	6	19:40.138				5	3:18.164	127.2
Not started												
8	Paul COOPER	Paul Cooper	Ford Cortina	C								
11	Roger STANFORD	AH Racing (Tamworth) Ltd	BMW E30 M3	93C								
38	Karl CATTLIFF	Karl Cattliff	BMW E36 M3	93B								
66	Andy DAVIES	Driveme.net	BMW M3	93B								
119	Stephen PEARSON	Eunuch Racing	BMW M3	93B								
126	Andy JOHNSON	SVG Motorsport	Peugeot 206	A/P								
Pole Position				J. MCLOUGHLIN		2:49.733		148.6 Kph				
Fastest Lap				Lap 7 Ray WEST		2:50.381		148.0 Kph				

Published at:

Track Status: **DRY**

Race Director:	Timekeeper:





CLASSIC TOURING CARS - GROUP 1
SPA RACING FESTIVAL
RACE 1

Provisional Classification by Division


Nr. Driver	Nat	Team	Car	Time	Lap	Total	Gap	Kph
CTCRC Pre 05 Production Touring Car Series								
1	170	Philip WALLER	PWR	Peugeot 206 180 gti	3:15.611	2	10	128.9
2	111	Mohamed ELSHIMY	SVG motorsports	Peugeot 206	3:19.096	5	10	+18.377 +18.377 126.6
Not started								
126	Andy JOHNSON	SVG Motorsport	Peugeot 206					
SVG Pre 93 Touring Car Championship Autogly								
1	6	Jim MCLOUGHLIN	Jim McLoughlin	Ford Sierra Cosworth	2:51.612	3	11	146.9
2	10	Ray WEST	Ray West	BMW M3	2:50.381	7	11	+5.517 +5.517 148.0
3	88	Paul BELLAMY	Bell gee Motorsport	BMW M3	2:51.666	3	11	+9.902 +4.385 146.9
4	46	David HICKTON	David Hickton	BMW M3	2:56.277	4	11	+1'12.184+1'02.282 143.0
5	26	Sam CLARKE	Sam Clarke	Jaguar XJS	2:57.985	3	11	+1'13.904 +1.720 141.7
6	55	David HOWARD	Berkshire Pallets Ltd	Jaguar XJ12	2:59.691	9	11	+1'39.391 +25.487 140.3
7	19	Stephen PRIMETT	Stephen Primett	Ford Escort	2:59.364	8	11	+1'50.724 +11.333 140.6
8	22	William JENKINS	William Jenkins	BMW 3.0 CSL	3:03.545	8	11	+2'11.115 +20.391 137.4
9	177	Alan GREENHALGH	ctceurope	Vauxhall Firenza	3:03.885	10	11	+2'23.913 +12.798 137.1
10	56	Michael SHERATON	APS Racing	BMW E30	3:03.731	3	11	+2'26.111 +2.198 137.2
11	18	Andy GEE	Bellgee Motorsport	BMW 325i E30	3:09.464	8	10	1 Laps 1 Laps 133.1
12	93	Stephen TURNER	Stephen Turner	Honda Civic	3:10.825	4	10	1 Laps +9.196 132.1
13	90	Gary FLETCHER	Gary Fletcher	Vauxhall Firenza Droop Snoot	3:12.804	3	10	1 Laps +53.568 130.8
14	50	Peter HOLTON	Peter Holton	Rover p6 3500s	3:18.664	9	10	1 Laps +25.444 126.9
15	69	Stephen YATES	Stephen Yates	Ford Escort Mk 3 RS1600i	3:22.957	4	10	1 Laps+1'11.842 124.2
16	83	Tim DODWELL	Tim Dodwell	Volkswagen Scirocco	3:29.786	2	9	2 Laps 1 Laps 120.2
Not classified:								
12	Jack STANFORD	Jack Stanford	BMW M3	2:52.040	3	8	3 Laps 1 Laps 146.6	
32	Nic STRONG	Nic Strong	Ford Capri	3:07.177	2	8	134.7	
7	Richard MILLAR	Millars classic and sports	Ford Sierra Cosworth	2:51.978	3	7	4 Laps 1 Laps 146.6	
Not started								
11	Roger STANFORD	AH Racing (Tamworth) Ltd	BMW E30 M3					
38	Karl CATTLIFF	Karl Cattliff	BMW E36 M3				11 Laps	
66	Andy DAVIES	Driveme.net	BMW M3					
119	Stephen PEARSON	Eunuch Racing	BMW M3				11 Laps	
Thermex Classic&Historic Touring Car Champioi								
1	76	Steven SPRIGG	Team double trouble racing	Ford Lotus Cortina Mk1	3:16.924	2	10	128.0
2	77	Richard SPRIGG	Team Double Trouble Racing	Ford Anglia 105E	3:19.199	4	10	+15.156 +15.156 126.6
3	1	Tony PRESTON	Tony Preston	Morris Minor	3:23.271	8	10	+57.387 +42.231 124.0
4	14	Steve BARBER	Steve Barber	Ford Anglia	3:40.520	8	9	1 Laps 1 Laps 114.3
5	68	Keith WRIGHT	Lelsport	Morris Minor	3:44.305	9	9	1 Laps +28.308 112.4
6	72	Anthony WARNES	Team Vantage	Walseley 1500 Saloon	3:52.109	6	9	1 Laps+1'01.229 108.6
Not classified:								
5	Andy MESSHAM	Andy Messham	Austin Mini Seven	3:18.164	5	6	127.2	
Not started								
8	Paul COOPER	Paul Cooper	Ford Cortina				10 Laps 6 Laps	

Published at:

Track Status: **DRY**

Race Director:	Timekeeper:
----------------	-------------





CLASSIC TOURING CARS - GROUP 1


SPA RACING FESTIVAL

RACE 1

Lap Chart

		LAP											
Nr	Pos	Grid	1	2	3	4	5	6	7	8	9	10	11
6	1	6	6	12	6	6	6	6	6	6	6	6	6
12	2	12	12	6	12	7	7	7	7	10	10	10	10
66	3	66	7	7	7	12	12	12	12	12	88	88	88
10	4	10	88	88	88	88	88	10	10	88	46	46	46
88	5	88	26	10	10	10	10	88	88	46	26	26	26
11	6	11	46	46	46	46	46	46	46	26	55	55	55
7	7	7	10	26	26	26	26	26	26	19	19	19	19
26	8	26	55	55	55	55	55	55	55	22	22	22	22
46	9	46	19	19	19	19	19	19	19	22	177	177	177
19	10	19	177	22	22	22	22	22	22	177	56	56	56
55	11	55	22	177	56	56	56	177	177	56	18	18	18
22	12	22	56	56	177	177	177	56	56	32	93	93	93
56	13	56	32	32	32	32	32	32	32	18	90	90	90
177	14	177	93	93	18	93	18	18	18	93	170	170	170
32	15	32	170	18	93	18	93	93	93	90	76	76	76
93	16	93	18	170	170	90	90	90	90	170	50	50	50
18	17	18	76	76	90	170	170	170	170	76	77	77	77
111	18	111	5	90	76	76	76	76	76	50	111	111	111
76	19	76	77	5	5	5	5	5	50	77	1	1	1
5	20	5	90	77	50	50	50	50	77	111	69	69	69
170	21	170	50	50	77	77	77	77	111	1	83	83	83
50	22	50	111	111	111	111	111	111	1	69	14	14	14
77	23	77	1	1	1	1	1	1	69	83	68	68	68
126	24	126	69	83	69	69	69	69	83	14	72	72	72
1	25	1	14	69	83	83	83	83	14	68	68	68	68
90	26	90	83	14	14	14	14	14	14	68	72	72	72
14	27	14	68	68	68	68	68	68	72	72	72	72	72
83	28	83	72	72	72	72	72	72	72	72	72	72	72
68	29	68	68	68	68	68	68	68	68	68	68	68	68
72	30	72	72	72	72	72	72	72	72	72	72	72	72
69	31	69	69	69	69	69	69	69	69	69	69	69	69
8	32	8	8	8	8	8	8	8	8	8	8	8	8
38	33	38	38	38	38	38	38	38	38	38	38	38	38
119	34	119	119	119	119	119	119	119	119	119	119	119	119






CLASSIC TOURING CARS - GROUP 1
SPA RACING FESTIVAL
RACE 1

Best Sector Times

SECTOR 1			SECTOR 2			SECTOR 3			Pos	Driver	Ideal Lap	Best Lap
Pos	Driver	Time	Driver	Time	Driver	Time						
1	6 J.MCLOUGHLIN	48.642	6 J.MCLOUGHLIN	1:18.011	10 R.WEST	43.324	1	10 R.WEST	2:50.100	2:50.381	(1)	
2	10 R.WEST	48.660	10 R.WEST	1:18.116	12 J.STANFORD	43.644	2	6 J.MCLOUGHLIN	2:50.703	2:51.612	(2)	
3	7 R.MILLAR	48.778	12 J.STANFORD	1:18.218	7 R.MILLAR	43.783	3	7 R.MILLAR	2:51.309	2:51.978	(4)	
4	88 P.BELLAMY	48.849	88 P.BELLAMY	1:18.578	6 J.MCLOUGHLIN	44.050	4	12 J.STANFORD	2:51.329	2:52.040	(5)	
5	12 J.STANFORD	49.467	7 R.MILLAR	1:18.748	88 P.BELLAMY	44.097	5	88 P.BELLAMY	2:51.524	2:51.666	(3)	
6	55 D.HOWARD	49.984	46 D.HICKTON	1:19.924	46 D.HICKTON	44.869	6	46 D.HICKTON	2:55.810	2:56.277	(6)	
7	26 S.CLARKE	50.912	26 S.CLARKE	1:20.176	26 S.CLARKE	45.679	7	26 S.CLARKE	2:56.767	2:57.985	(7)	
8	46 D.HICKTON	51.017	19 S.PRIMETT	1:21.192	19 S.PRIMETT	46.464	8	19 S.PRIMETT	2:59.356	2:59.364	(8)	
9	19 S.PRIMETT	51.700	56 M.SHERATON	1:21.434	55 D.HOWARD	46.987	9	55 D.HOWARD	2:59.418	2:59.691	(9)	
10	22 W.JENKINS	51.844	55 D.HOWARD	1:22.447	22 W.JENKINS	47.077	10	22 W.JENKINS	3:02.612	3:03.545	(10)	
11	32 N.STRONG	52.865	177 A.GREENHALGH	1:22.478	56 M.SHERATON	47.250	11	56 M.SHERATON	3:02.726	3:03.731	(11)	
12	177 A.GREENHALGH	53.745	22 W.JENKINS	1:23.691	177 A.GREENHALGH	47.412	12	177 A.GREENHALGH	3:03.635	3:03.885	(12)	
13	56 M.SHERATON	54.042	18 A.GEE	1:24.131	32 N.STRONG	48.449	13	32 N.STRONG	3:06.318	3:07.177	(13)	
14	93 S.TURNER	55.619	32 N.STRONG	1:25.004	93 S.TURNER	48.733	14	18 A.GEE	3:08.718	3:09.464	(14)	
15	18 A.GEE	55.666	76 S.SPRIGG	1:25.802	18 A.GEE	48.921	15	93 S.TURNER	3:10.393	3:10.825	(15)	
16	90 G.FLETCHER	55.903	90 G.FLETCHER	1:25.806	90 G.FLETCHER	49.791	16	90 G.FLETCHER	3:11.500	3:12.804	(16)	
17	170 P.WALLER	56.600	93 S.TURNER	1:26.041	170 P.WALLER	49.800	17	170 P.WALLER	3:13.079	3:15.611	(17)	
18	50 P.HOLTON	56.907	170 P.WALLER	1:26.679	50 P.HOLTON	51.080	18	76 S.SPRIGG	3:15.779	3:16.924	(18)	
19	83 T.DODWELL	57.338	111 M.ELSHIMY	1:27.804	77 R.SPRIGG	51.174	19	5 A.MESSHAM	3:17.860	3:18.164	(19)	
20	5 A.MESSHAM	57.871	5 A.MESSHAM	1:28.036	76 S.SPRIGG	51.284	20	50 P.HOLTON	3:17.910	3:18.664	(20)	
21	77 R.SPRIGG	58.402	77 R.SPRIGG	1:28.653	111 M.ELSHIMY	51.691	21	77 R.SPRIGG	3:18.229	3:19.199	(22)	
22	76 S.SPRIGG	58.693	69 S.YATES	1:28.736	5 A.MESSHAM	51.953	22	111 M.ELSHIMY	3:18.307	3:19.096	(21)	
23	111 M.ELSHIMY	58.812	1 T.PRESTON	1:28.893	1 T.PRESTON	52.322	23	1 T.PRESTON	3:21.536	3:23.271	(24)	
24	1 T.PRESTON	1:00.321	50 P.HOLTON	1:29.923	69 S.YATES	53.339	24	69 S.YATES	3:22.957	3:22.957	(23)	
25	69 S.YATES	1:00.882	14 S.BARBER	1:36.182	83 T.DODWELL	54.625	25	83 T.DODWELL	3:28.834	3:29.786	(25)	
26	68 K.WRIGHT	1:04.565	83 T.DODWELL	1:36.871	14 S.BARBER	56.881	26	14 S.BARBER	3:37.905	3:40.520	(26)	
27	14 S.BARBER	1:04.842	68 K.WRIGHT	1:38.878	68 K.WRIGHT	59.039	27	68 K.WRIGHT	3:42.482	3:44.305	(27)	
28	72 A.WARNES	1:07.439	72 A.WARNES	1:42.491	72 A.WARNES	1:00.746	28	72 A.WARNES	3:50.676	3:52.109	(28)	





CLASSIC TOURING CARS - GROUP 1


SPA RACING FESTIVAL

After RACE 1

Event maximum speed

Driver	Team	Car	Class	Top Speed	Lap	Session
10 Ray WEST	Ray West	BMW M3	93B	223.6	6	FREE PRACTICE
88 Paul BELLAMY	Bell gee Motorsport	BMW M3	93B	214.7	4	QUALIFYING
38 Karl CATTLIFF	Karl Cattliff	BMW E36 M3	93B	213.4	6	FREE PRACTICE
6 Jim MCLOUGHLIN	Jim McLoughlin	Ford Sierra Cosworth	93B	213.0	4	QUALIFYING
12 Jack STANFORD	Jack Stanford	BMW M3	93C	211.8	3	QUALIFYING
7 Richard MILLAR	Millars classic and sports	Ford Sierra Cosworth	93B	208.9	5	QUALIFYING
66 Andy DAVIES	Driveme.net	BMW M3	93B	207.3	7	QUALIFYING
46 David HICKTON	David Hickton	BMW M3	93B	206.5	3	QUALIFYING
11 Roger STANFORD	AH Racing (Tamworth) Ltd	BMW E30 M3	93C	204.5	8	FREE PRACTICE
55 David HOWARD	Berkshire Pallets Ltd	Jaguar XJ12	X	204.2	5	RACE 1
26 Sam CLARKE	Sam Clarke	Jaguar XJS	X	202.2	10	RACE 1
19 Stephen PRIMETT	Stephen Primett	Ford Escort	C	196.0	3	RACE 1
22 William JENKINS	William Jenkins	BMW 3.0 CSL	X	194.9	3	FREE PRACTICE
32 Nic STRONG	Nic Strong	Ford Capri	B	191.5	1	RACE 1
56 Michael SHERATON	APS Racing	BMW E30	93D	190.1	5	QUALIFYING
177 Alan GREENHALGH	ctceurope	Vauxhall Firenza	C	189.5	1	RACE 1
93 Stephen TURNER	Stephen Turner	Honda Civic	93E	189.1	6	QUALIFYING
170 Philip WALLER	PWR	Peugeot 206 180 gti	A/P	180.6	7	QUALIFYING
18 Andy GEE	Bellgee Motorsport	BMW 325i E30	93D	179.4	5	RACE 1
111 Mohamed ELSHIMY	SVG motorsports	Peugeot 206	A/P	176.2	6	QUALIFYING
83 Tim DODWELL	Tim Dodwell	Volkswagen Scirocco	X	173.4	5	RACE 1
90 Gary FLETCHER	Gary Fletcher	Vauxhall Firenza Droop Snoot	C	172.8	7	FREE PRACTICE
77 Richard SPRIGG	Team Double Trouble Racing	Ford Anglia 105E	C	171.7	5	QUALIFYING
76 Steven SPRIGG	Team double trouble racing	Ford Lotus Cortina Mk1	F	166.9	1	RACE 1
5 Andy MESSHAM	Andy Messham	Austin Mini Seven	C	166.7	5	QUALIFYING
126 Andy JOHNSON	SVG Motorsport	Peugeot 206	A/P	163.9	6	QUALIFYING
1 Tony PRESTON	Tony Preston	Morris Minor	D	163.1	5	FREE PRACTICE
14 Steve BARBER	Steve Barber	Ford Anglia	C	161.4	4	QUALIFYING
50 Peter HOLTON	Peter Holton	Rover p6 3500s	B	161.2	5	RACE 1
69 Stephen YATES	Stephen Yates	Ford Escort Mk 3 RS1600i	E	157.2	4	RACE 1
68 Keith WRIGHT	Lelsport	Morris Minor	D	150.6	6	FREE PRACTICE
8 Paul COOPER	Paul Cooper	Ford Cortina	C	148.1	4	FREE PRACTICE
72 Anthony WARNES	Team Vantage	Wolseley 1500 Saloon	C	145.7	3	QUALIFYING



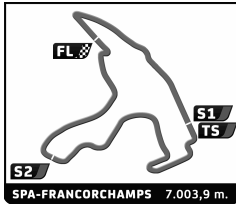


CLASSIC TOURING CARS - GROUP 1
SPA RACING FESTIVAL
RACE 1

Leader Sequence

Nr	Driver	Team	Car	Start Lap	End Lap	Laps	Total Laps
93B							
6	Jim MCLOUGHLIN	Jim Mcloughlin	Ford Sierra Cosworth	1	11	11	11
93C							
12	Jack STANFORD	Jack Stanford	BMW M3	1	8	8	8
93D							
56	Michael SHERATON	APS Racing	BMW E30	1	11	11	11
93E							
93	Stephen TURNER	Stephen Turner	Honda Civic	1	10	10	10
A/P							
170	Philip WALLER	PWR	Peugeot 206 180 gti	1	10	10	10
B							
32	Nic STRONG	Nic Strong	Ford Capri	1	8	8	8
50	Peter HOLTON	Peter Holton	Rover p6 3500s	9	10	2	2
C							
19	Stephen PRIMETT	Stephen Primett	Ford Escort	1	11	11	11
D							
1	Tony PRESTON	Tony Preston	Morris Minor	1	10	10	10
E							
69	Stephen YATES	Stephen Yates	Ford Escort Mk 3 RS1600i	1	10	10	10
F							
76	Steven SPRIGG	Team double trouble racing	Ford Lotus Cortina Mk1	1	10	10	10
X							
26	Sam CLARKE	Sam Clarke	Jaguar XJS	1	11	11	11






CLASSIC TOURING CARS - GROUP 1
SPA RACING FESTIVAL
RACE 1

Fastest Lap Sequence

Practice Time	Driver	Team	Car	Class	Time	Kph	Lap
5:28.449	12 Jack STANFORD	Jack Stanford	BMW M3	93C	2:52.350	146.3	2
8:20.247	6 Jim MCLOUGHLIN	Jim Mcloughlin	Ford Sierra Cosworth	93B	2:51.612	146.9	3
11:21.066	10 Ray WEST	Ray West	BMW M3	93B	2:51.205	147.3	4
19:54.492	10 Ray WEST	Ray West	BMW M3	93B	2:50.381	148.0	7





CLASSIC TOURING CARS - GROUP 1

SPA RACING FESTIVAL

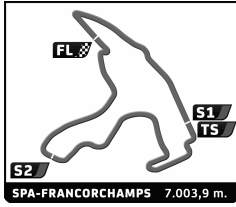
RACE 1

Analysis by lap

Lapped

Nr	Lap Time	Gap	Nr	Lap Time	Gap	Nr	Lap Time	Gap	Nr	Lap Time	Gap	Nr	Lap Time	Gap				
Lap 1																		
6	2:35.649		14	3:44.774	1'39.155	111	3:19.775	2'02.503	76	3:18.176	2'35.731	10	2:53.146	5.395				
12	2:36.099	0.450	68	3:47.407	1'51.936	1	3:26.453	2'16.116	5	3:19.930	2'41.278	14	3:41.891	2 Laps				
7	2:36.921	1.272	72	3:55.434	2'04.985	69	3:22.957	2'33.540	50	3:19.687	2'50.358	88	2:53.542	9.156				
88	2:38.488	2.839	Lap 3															
26	2:40.195	4.546	6	2:51.612		83	3:36.132	2'50.063	77	3:20.059	2'51.070	90	3:16.925	1 Lap				
46	2:41.756	6.107	12	2:52.040	0.242	Lap 5												
10	2:44.303	8.654	7	2:51.978	1.052	6	2:53.389		6	2:53.188		170	3:21.388	1 Lap				
55	2:47.888	12.239	88	2:51.666	2.476	7	2:52.409	0.036	7	2:53.346	0.359	68	3:49.009	2 Laps				
19	2:48.035	12.386	10	2:52.694	9.614	12	2:52.554	0.510	12	2:53.983	1.391	76	3:22.788	1 Lap				
177	2:50.185	14.536	46	2:56.919	16.705	88	2:54.373	3.934	111	3:20.519	1 Lap	46	2:58.621	47.858				
22	2:50.718	15.069	26	2:57.985	17.999	10	2:51.572	6.924	10	2:50.381	2.444	50	3:19.585	1 Lap				
56	2:53.071	17.422	55	3:01.221	30.067	46	2:58.896	26.411	88	2:52.529	5.891	77	3:19.697	1 Lap				
32	2:54.773	19.124	19	2:59.997	30.202	14	3:44.771	1 Lap	1	3:25.009	1 Lap	111	3:19.466	1 Lap				
93	2:58.238	22.589	22	3:04.385	40.564	26	2:59.120	29.802	46	2:57.147	35.574	26	2:59.422	59.162				
170	2:59.083	23.434	56	3:03.731	41.684	55	3:01.162	46.812	26	2:59.291	43.102	55	2:59.691	1'16.587				
18	2:59.197	23.548	177	3:06.263	43.988	19	3:01.372	47.621	69	3:27.509	1 Lap	19	3:00.937	1'17.398				
76	3:02.621	26.972	32	3:07.329	49.032	68	3:46.363	1 Lap	55	3:00.564	1'01.178	72	3:52.811	2 Laps				
5	3:04.482	28.833	18	3:11.690	1'03.818	22	3:04.460	1'03.424	19	3:00.018	1'01.637	1	3:23.271	1 Lap				
77	3:05.057	29.408	93	3:12.650	1'04.339	56	3:09.154	1'10.653	83	3:32.461	1 Lap	22	3:04.343	1'49.080				
90	3:06.326	30.677	170	3:17.498	1'11.945	177	3:07.722	1'12.347	19	3:00.018	1'01.637	69	3:26.018	1 Lap				
50	3:08.290	32.641	90	3:12.804	1'13.005	72	3:53.106	1 Lap	22	3:04.151	1'25.732	177	3:04.038	2'02.858				
111	3:10.540	34.891	76	3:17.543	1'16.841	32	3:08.212	1'20.032	177	3:04.816	1'36.383	56	3:03.854	2'03.478				
1	3:11.274	35.625	5	3:19.317	1'22.518	18	3:10.474	1'40.736	32	3:09.712	1'54.089	83	3:31.858	1 Lap				
69	3:21.498	45.849	50	3:20.569	1'29.015	93	3:11.621	1'41.318	14	3:46.899	1 Lap	Lap 10						
14	3:22.830	47.181	77	3:22.718	1'30.403	90	3:14.901	1'55.258	18	3:13.040	2'17.454	6	2:53.519					
83	3:24.202	48.553	111	3:20.185	1'34.806	170	3:21.001	2'06.022	93	3:13.657	2'20.165	18	3:12.067	1 Lap				
68	3:32.978	57.329	1	3:25.260	1'41.741	76	3:18.929	2'10.701	68	3:45.308	1 Lap	10	2:52.949	4.825				
72	3:38.000	1'02.351	69	3:27.315	2'02.661	5	3:18.164	2'14.494	90	3:13.060	2'36.992	93	3:14.637	1 Lap				
Lap 2																		
12	2:52.350		83	3:32.268	2'06.009	50	3:21.029	2'23.817	68	3:45.308	1 Lap	88	2:54.454	10.091				
6	2:52.986	0.186	14	3:40.525	2'27.882	77	3:20.022	2'24.157	90	3:13.060	2'36.992	90	3:18.605	1 Lap				
7	2:52.400	0.872	68	3:46.592	2'46.730	111	3:19.096	2'28.210	68	3:45.308	1 Lap	46	2:58.877	53.216				
88	2:52.569	2.608	Lap 4															
10	2:52.864	8.718	6	2:52.078		44	3:19.096	2'28.210	6	2:52.292		14	3:40.520	2 Laps				
46	2:58.277	11.584	7	2:52.042	1.016	1	3:25.524	2'48.251	10	2:54.345	4.497	170	3:22.526	1 Lap				
26	3:00.066	11.812	12	2:53.181	1.345	Lap 6												
55	3:01.205	20.644	88	2:52.552	2.950	6	2:53.146		12	2:55.670	4.769	26	2:59.717	1'05.360				
19	3:02.417	22.003	10	2:51.205	8.741	7	2:53.311	0.201	12	2:55.670	4.769	76	3:20.178	1 Lap				
22	3:05.708	27.977	72	3:52.477	1 Lap	12	2:53.232	0.596	170	3:19.127	1 Lap	50	3:18.664	1 Lap				
177	3:07.787	29.523	46	2:56.277	20.904	10	2:51.473	5.251	88	2:54.263	7.862	77	3:20.088	1 Lap				
56	3:05.129	29.751	26	2:58.150	24.071	88	2:55.762	6.550	72	3:52.109	2 Laps	111	3:20.268	1 Lap				
32	3:07.177	33.501	55	3:01.050	39.039	69	3:28.449	1 Lap	50	3:23.179	1 Lap	55	3:01.394	1'24.462				
93	3:13.698	43.487	19	3:01.514	39.638	46	2:58.350	31.615	77	3:23.145	1 Lap	68	3:45.601	2 Laps				
18	3:13.178	43.926	22	3:03.867	52.353	26	3:00.343	36.999	111	3:20.067	1 Lap	19	3:16.920	1'40.799				
170	3:15.611	46.245	56	3:05.282	54.888	83	3:37.641	1 Lap	46	2:58.203	41.485	1	3:24.468	1 Lap				
76	3:16.924	51.096	177	3:06.104	58.014	55	3:00.136	53.802	26	3:00.658	51.468	22	3:05.066	2'00.627				
90	3:14.122	51.999	32	3:08.255	1'05.209	19	3:00.332	54.807	1	3:23.470	1 Lap	177	3:03.885	2'13.224				
5	3:18.966	54.999	93	3:10.825	1'23.086	22	3:04.491	1'14.769	69	3:26.302	1 Lap	56	3:04.722	2'14.681				
77	3:22.875	59.483	18	3:11.911	1'23.651	14	3:43.757	1 Lap	22	3:03.545	1'36.985	72	3:53.272	2 Laps				
50	3:20.403	1'00.244	90	3:12.819	1'33.746	177	3:05.554	1'24.755	177	3:06.977	1'51.068	69	3:24.601	1 Lap				
111	3:24.328	1'06.419	170	3:18.543	1'38.410	56	3:07.881	1'25.388	56	3:07.300	1'51.872	Lap 11						
1	3:25.454	1'08.279	76	3:20.398	1'45.161	32	3:10.679	1'37.565	83	3:33.640	1 Lap	6	2:53.867					
83	3:29.786	1'25.539	5	3:19.279	1'49.719	68	3:45.879	1 Lap	32	3:27.415	2'29.212	10	2:54.559	5.517				
69	3:34.095	1'27.144	50	3:19.240	1'56.177	18	3:10.012	1'57.602	18	3:09.464	2'34.626	88	2:53.678	9.902				
Lap 3																		
77	3:19.199	1'57.524	77	3:19.199	1'57.524	93	3:11.524	1'59.696	93	3:10.918	2'38.791	93	3:14.720	1 Lap				
Lap 5																		
170	3:19.391	2'32.267	Lap 7															
Lap 7																		
6	2:52.248		Lap 9															
Lap 9																		
6	2:52.248		Lap 11															
Lap 11																		
26	3:02.411	1'13.904	Lap 13															
Lap 13																		






CLASSIC TOURING CARS - GROUP 1
SPA RACING FESTIVAL
RACE 1

Analysis by lap

Lapped

Nr	Lap Time	Gap	Nr	Lap Time	Gap	Nr	Lap Time	Gap	Nr	Lap Time	Gap	Nr	Lap Time	Gap
90	3:41.486	1 Lap												
170	3:21.267	1 Lap												
76	3:19.628	1 Lap												
55	3:08.796	1'39.391												
50	3:20.854	1 Lap												
77	3:19.414	1 Lap												
111	3:19.568	1 Lap												
19	3:03.792	1'50.724												
14	3:49.167	2 Laps												
22	3:04.355	2'11.115												
68	3:44.305	2 Laps												
177	3:04.556	2'23.913												
56	3:05.297	2'26.111												
1	3:24.322	1 Lap												
69	3:24.598	1 Lap												
72	3:53.945	2 Laps												





CLASSIC TOURING CARS - GROUP 1

SPA RACING FESTIVAL


RACE 1

Analysis

Personal Best Session Best B Crossing the finish line in pit lane

Lap	Time	Sector 1	Sector 2	Sector 3	Kph	Elapsed	Lap	Time	Sector 1	Sector 2	Sector 3	Kph	Elapsed	
1	Tony PRESTON							8	2:54.345	49.515	1:19.006	45.824	144.6	22:48.837
	Tony Preston Morris Minor							9	2:53.146	48.956	1:18.991	45.199	145.6	25:41.983
	1	3:11.274	47.503	1:30.792	52.979	131.8	10	2:52.949	49.125	1:19.088	44.736	145.8	28:34.932	
	2	3:25.454	1:00.475	1:31.894	53.085	122.7	11	2:54.559	49.819	1:19.747	44.993	144.4	31:29.491	
	3	3:25.260	1:00.321	1:31.609	53.330	122.8								
	4	3:26.453	1:01.289	1:32.031	53.133	122.1								
	5	3:25.524	1:01.613	1:30.761	53.150	122.7								
	6	3:25.009	1:01.733	1:30.535	52.741	123.0								
	7	3:23.470	1:00.692	1:30.363	52.415	123.9								
	8	3:23.271	1:01.949	1:28.893	52.429	124.0								
	9	3:24.468	1:00.555	1:30.593	53.320	123.3								
	10	3:24.322	1:01.070	1:30.930	52.322	123.4								
5	Andy MESSHAM													
	Andy Messham Austin Mini Seven													
	1	3:04.482	44.067	1:28.279	52.136	136.7								
	2	3:18.966	57.989	1:28.753	52.224	126.7								
	3	3:19.317	57.871	1:28.962	52.484	126.5								
	4	3:19.279	58.688	1:28.521	52.070	126.5								
	5	3:18.164	58.175	1:28.036	51.953	127.2								
	6	3:19.930	58.086	1:29.039	52.805	126.1								
6	Jim MCLOUGHLIN													
	Jim Mcloughlin Ford Sierra Cosworth													
	1	2:35.649	31.784	1:19.107	44.758	162.0								
	2	2:52.986	49.806	1:18.902	44.278	145.8								
	3	2:51.612	49.091	1:18.011	44.510	146.9								
	4	2:52.078	49.426	1:18.602	44.050	146.5								
	5	2:53.389	49.617	1:19.311	44.461	145.4								
	6	2:53.146	49.579	1:18.927	44.640	145.6								
	7	2:53.188	50.386	1:18.395	44.407	145.6								
	8	2:52.292	48.911	1:19.062	44.319	146.3								
	9	2:52.248	48.642	1:19.486	44.120	146.4								
	10	2:53.519	49.312	1:19.225	44.982	145.3								
	11	2:53.867	49.645	1:19.618	44.604	145.0								
7	Richard MILLAR													
	Millars classic and sports Ford Sierra Cosworth													
	1	2:36.921	33.135	1:19.767	44.019	160.7								
	2	2:52.400	49.546	1:19.071	43.783	146.3								
	3	2:51.978	49.220	1:18.748	44.010	146.6								
	4	2:52.042	48.806	1:19.242	43.994	146.6								
	5	2:52.409	48.778	1:19.740	43.891	146.2								
	6	2:53.311	50.295	1:18.913	44.103	145.5								
	7	2:53.346	50.305	1:19.187	43.854	145.5								
10	Ray WEST													
	Ray West BMW M3													
	1	2:44.303	33.150	1:19.335	51.818	153.5								
	2	2:52.864	48.701	1:19.824	44.339	145.9								
	3	2:52.694	49.272	1:18.953	44.469	146.0								
	4	2:51.205	48.810	1:18.609	43.786	147.3								
	5	2:51.572	49.013	1:18.376	44.183	147.0								
	6	2:51.473	48.735	1:18.116	44.622	147.0								
	7	2:50.381	48.660	1:18.397	43.324	148.0								
12	Jack STANFORD													
	Jack Stanford BMW M3													
	1	2:36.099	32.849	1:18.994	44.256	161.5								
	2	2:52.350	49.883	1:18.823	43.644	146.3								
	3	2:52.040	49.602	1:18.218	44.220	146.6								
	4	2:53.181	49.634	1:19.681	43.866	145.6								
	5	2:52.554	49.467	1:19.347	43.740	146.1								
	6	2:53.232	50.520	1:18.852	43.860	145.6								
	7	2:53.983	50.843	1:18.729	44.411	144.9								
	8	2:55.670	50.619	1:19.530	45.521	143.5								
14	Steve BARBER													
	Steve Barber Ford Anglia													
	1	3:22.830	49.706	1:36.182	56.942	124.3								
	2	3:44.774	1:06.730	1:39.895	58.149	112.2								
	3	3:40.525	1:04.842	1:38.802	56.881	114.3								
	4	3:44.771	1:05.744	1:39.880	59.147	112.2								
	5	3:43.757	1:05.375	1:40.215	58.167	112.7								
	6	3:46.899	1:05.796	1:38.802	1:02.301	111.1								
	7	3:41.891	1:05.462	1:38.644	57.785	113.6								
	8	3:40.520	1:05.269	1:37.767	57.484	114.3								
	9	3:49.167	1:08.244	1:39.941	1:00.982	110.0								
18	Andy GEE													
	Bellgee Motorsport BMW 325i E30													
	1	2:59.197	41.800	1:24.488	52.909	140.7								
	2	3:13.178	57.322	1:26.665	49.191	130.5								
	3	3:11.690	56.915	1:25.511	49.264	131.5								
	4	3:11.911	56.382	1:26.405	49.124	131.4								
	5	3:10.474	55.666	1:25.821	48.987	132.4								
	6	3:10.012	55.963	1:24.179	49.870	132.7								
	7	3:13.040	59.082	1:24.483	49.475	130.6								
	8	3:09.464	56.412	1:24.131	48.921	133.1								
	9	3:12.067	56.607	1:25.234	50.226	131.3								
	10	3:12.259	56.419	1:25.987	49.853	131.1								
19	Stephen PRIMETT													
	Stephen Primett Ford Escort													
	1	2:48.035	37.320	1:22.726	47.989	150.1								
	2	3:02.417	52.382	1:21.871	48.164	138.2								
	3	2:59.997	51.991	1:21.192	46.814	140.1								
	4	3:01.514	51.953	1:21.676	47.885	138.9								
	5	3:01.372	52.249	1:21.675	47.448	139.0								
	6	3:00.332	51.880	1:21.621	46.831	139.8								
	7	3:00.018	51.790	1:21.646	46.582	140.1								
	8	2:59.364	51.700	1:21.200	46.464	140.6								
	9	3:00.937	52.750	1:21.301	46.886	139.4								
	10	3:16.920	52.785	1:37.095	47.040	128.0								
	11	3:03.792	52.799	1:22.644	48.349	137.2								





CLASSIC TOURING CARS - GROUP 1


SPA RACING FESTIVAL

RACE 1

Analysis

■ Personal Best ■ Session Best B Crossing the finish line in pit lane

Lap	Time	Sector 1	Sector 2	Sector 3	Kph	Elapsed	Lap	Time	Sector 1	Sector 2	Sector 3	Kph	Elapsed
22 William JENKINS													
William Jenkins							BMW 3.0 CSL						
1	2:50.718	38.555	1:23.691	48.472	147.7	2:50.718	1	3:08.290	44.989	1:31.381	51.920	133.9	3:08.290
2	3:05.708	53.087	1:25.287	47.334	135.8	5:56.426	2	3:20.403	57.898	1:31.034	51.471	125.8	6:28.693
3	3:04.385	52.410	1:24.712	47.263	136.7	9:00.811	3	3:20.569	58.022	1:31.138	51.409	125.7	9:49.262
4	3:03.867	51.934	1:24.414	47.519	137.1	12:04.678	4	3:19.240	58.029	1:29.923	51.288	126.6	13:08.502
5	3:04.460	52.105	1:25.243	47.112	136.7	15:09.138	5	3:21.029	57.547	1:31.997	51.485	125.4	16:29.531
6	3:04.491	52.920	1:24.494	47.077	136.7	18:13.629	6	3:19.687	58.051	1:30.146	51.490	126.3	19:49.218
7	3:04.151	51.963	1:24.822	47.366	136.9	21:17.780	7	3:23.179	59.129	1:32.581	51.469	124.1	23:12.397
8	3:03.545	51.844	1:24.356	47.345	137.4	24:21.325	8	3:19.585	57.457	1:31.048	51.080	126.3	26:31.982
9	3:04.343	52.008	1:25.025	47.310	136.8	27:25.668	9	3:18.664	56.907	1:30.256	51.501	126.9	29:50.646
10	3:05.066	51.935	1:25.899	47.232	136.2	30:30.734	10	3:20.854	56.991	1:32.424	51.439	125.5	33:11.500
11	3:04.355	52.289	1:24.647	47.419	136.8	33:35.089							
26 Sam CLARKE													
Sam Clarke							Jaguar XJS						
1	2:40.195	34.340	1:20.176	45.679	157.4	2:40.195	1	2:47.888	35.497	1:24.187	48.204	150.2	2:47.888
2	3:00.066	51.266	1:22.080	46.720	140.0	5:40.261	2	3:01.205	51.076	1:22.913	47.216	139.1	5:49.093
3	2:57.985	50.912	1:21.306	45.767	141.7	8:38.246	3	3:01.221	50.626	1:23.351	47.244	139.1	8:50.314
4	2:58.150	51.328	1:20.873	45.949	141.5	11:36.396	4	3:01.050	50.565	1:22.873	47.612	139.3	11:51.364
5	2:59.120	51.517	1:21.115	46.488	140.8	14:35.516	5	3:01.162	50.221	1:23.637	47.304	139.2	14:52.526
6	3:00.343	52.003	1:21.004	47.336	139.8	17:35.859	6	3:00.136	50.435	1:22.714	46.987	140.0	17:52.662
7	2:59.291	51.067	1:21.654	46.570	140.6	20:35.150	7	3:00.564	50.611	1:22.892	47.061	139.6	20:53.226
8	3:00.658	51.713	1:22.117	46.828	139.6	23:35.808	8	3:00.258	50.142	1:22.475	47.641	139.9	23:53.484
9	2:59.942	51.836	1:21.935	46.171	140.1	26:35.750	9	2:59.691	49.984	1:22.447	47.260	140.3	26:53.175
10	2:59.717	51.257	1:21.734	46.726	140.3	29:35.467	10	3:01.394	50.163	1:23.066	48.165	139.0	29:54.569
11	3:02.411	52.570	1:22.355	47.486	138.2	32:37.878	11	3:08.796	51.495	1:24.455	52.846	133.6	33:03.365
32 Nic STRONG													
Nic Strong							Ford Capri						
1	2:54.773	38.490	1:27.224	49.059	144.3	2:54.773	1	2:53.071	39.637	1:25.233	48.201	145.7	2:53.071
2	3:07.177	53.253	1:25.469	48.455	134.7	6:01.950	2	3:05.129	54.602	1:22.545	47.982	136.2	5:58.200
3	3:07.329	53.206	1:25.674	48.449	134.6	9:09.279	3	3:03.731	54.221	1:21.744	47.766	137.2	9:01.931
4	3:08.255	54.778	1:25.004	48.473	133.9	12:17.534	4	3:05.282	54.520	1:22.583	48.179	136.1	12:07.213
5	3:08.212	53.734	1:25.950	48.528	134.0	15:25.746	5	3:09.154	55.225	1:22.655	51.274	133.3	15:16.367
6	3:10.679	55.967	1:25.887	48.825	132.2	18:36.425	6	3:07.881	55.963	1:24.237	47.681	134.2	18:24.248
7	3:09.712	52.865	1:27.880	48.967	132.9	21:46.137	7	3:04.664	54.509	1:22.470	47.685	136.5	21:28.912
8	3:27.415	53.129	1:33.963	1:00.323	121.6	25:13.552	8	3:07.300	55.014	1:23.636	48.650	134.6	24:36.212
46 David HICKTON													
David Hickton							BMW M3						
1	2:41.756	34.924	1:20.666	46.166	155.9	2:41.756	1	3:32.978	53.555	1:38.878	1:00.545	118.4	3:32.978
2	2:58.277	51.904	1:20.298	46.075	141.4	5:40.033	2	3:47.407	1:05.637	1:41.861	59.909	110.9	7:20.385
3	2:56.919	51.349	1:20.701	44.869	142.5	8:36.952	3	3:46.592	1:05.250	1:41.807	59.535	111.3	11:06.977
4	2:56.277	51.017	1:19.924	45.336	143.0	11:33.229	4	3:46.363	1:06.289	1:40.861	59.213	111.4	14:53.340
5	2:58.896	51.786	1:20.866	46.244	140.9	14:32.125	5	3:45.879	1:04.565	1:40.973	1:00.341	111.6	18:39.219
6	2:58.350	52.000	1:20.693	45.657	141.4	17:30.475	6	3:45.308	1:05.589	1:39.656	1:00.063	111.9	22:24.527
7	2:57.147	51.803	1:20.075	45.269	142.3	20:27.622	7	3:49.009	1:06.089	1:41.513	1:01.407	110.1	26:13.536
8	2:58.203	51.268	1:21.125	45.810	141.5	23:25.825	8	3:45.601	1:06.146	1:39.016	1:00.439	111.8	29:59.137
9	2:58.621	51.548	1:21.325	45.748	141.2	26:24.446	9	3:44.305	1:06.330	1:38.936	59.039	112.4	33:43.442
10	2:58.877	51.361	1:21.015	46.501	141.0	29:23.323							
11	3:12.835	51.282	1:23.650	57.903	130.8	32:36.158							
55 David HOWARD													
Berkshire Pellets Ltd							Jaguar XJ12						
1	2:47.888	35.497	1:24.187	48.204	150.2	2:47.888	1	3:08.290	44.989	1:31.381	51.920	133.9	3:08.290
2	3:01.205	51.076	1:22.913	47.216	139.1	5:49.093	2	3:20.403	57.898	1:31.034	51.471	125.8	6:28.693
3	3:01.221	50.626	1:23.351	47.244	139.1	8:50.314	3	3:20.569	58.022	1:31.138	51.409	125.7	9:49.262
4	3:01.050	50.565	1:22.873	47.612	139.3	11:51.364	4	3:19.240	58.029	1:29.923	51.288	126.6	13:08.502
5	3:01.162	50.221	1:23.637	47.304	139.2	14:52.526	5	3:21.029	57.547	1:31.997	51.485	125.4	16:29.531
6	3:00.136	50.435	1:22.714	46.987	140.0	17:52.662	6	3:19.687	58.051	1:30.146	51.490	126.3	19:49.218
7	3:00.564	50.611	1:22.892	47.061	139.6	20:53.226	7	3:23.179	59.129	1:32.581	51.469	124.1	23:12.397
8	3:00.258	50.142	1:22.475	47.641	139.9	23:53.484	8	3:19.585	57.457	1:31.048	51.080	126.3	26:31.982
9	2:59.691	49.984	1:22.447	47.260	140.3	26:53.175	9	3:18.664	56.907	1:30.256	51.501	126.9	29:50.646
10	3:01.394	50.163	1:23.066	48.165	139.0	29:54.569	10	3:20.854	56.991	1:32.424	51.439	125.5	33:11.500
11	3:08.796	51.495	1:24.455	52.846	133.6	33:03.365							
56 Michael SHERATON													
APS Racing							BMW E30						
1	2:53.071	39.637	1:25.233	48.201	145.7	2:53.071	1	2:53.071	39.637	1:25.233	48.201	145.7	2:53.071
2	3:05.129	54.602	1:22.545	47.982	136.2	5:58.200	2	3:05.129	54.602	1:22.545	47.982	136.2	5:58.200
3	3:03.731	54.221	1:21.744	47.766	137.2	9:01.931	3	3:03.731	54.221	1:21.744	47.766	137.2	9:01.931
4	3:05.282	54.520	1:22.583	48.179	136.1	12:07.213	4	3:05.282	54.520	1:22.583	48.179	136.1	12:07.213
5	3:09.154	55.225	1:22.655	51.274	133.3	15:16.367	5	3:09.154	55.225	1:22.655	51.274	133.3	15:16.367
6	3:07.881	55.963	1:24.237	47.681	134.2	18:24.248	6	3:07.881	55.963	1:24.237	47.681	134.2	18:24.248
7	3:04.664	54.509	1:22.470	47.685	136.5	21:28.912	7	3:04.664	54.509	1:22.470	47.685	136.5	21:28.912
8	3:07.300	55.014	1:23.636	48.650	134.6	24:36.212	8	3:07.300	55.014	1:23.636	48.650	134.6	24:36.212
9	3:03.854	54.267	1:22.337	47.250	137.1	27:40.066	9	3:03.854	54.267	1:22.337	47.250	137.1	27:40.066
10	3:04.722	54.744	1:21.434	48.544	136.5	30:44.788	10	3:04.722	54.744	1:21.434	48.544	136.5	30:44.788
11	3:05.297	54.042	1:22.668	48.587	136.1	33:50.085	11	3:05.297	54.042	1:22.668	48.587	136.1	33:50.085
68 Keith WRIGHT													
Lelsport							Morris Minor						
1	3:32.978	53.555	1:38.878	1:00.545	118.4	3:32.978	1	3:32.978	53.555	1:38.878	1:00.545	118.4	3:32.978
2	3:47.407	1:05.637	1:41.861	59.909	110.9	7:20.385	2	3:47.407	1:05.637	1:41.861	59.909	110.9	7:20.385
3	3:46.592	1:05.250	1:41.807	59.535	111.3	11:06.977	3	3:46.592	1:05.250	1:41.807	59.535	111.3	11:06.977
4	3:46.363	1:06.289	1:40.861	59.213	111.4	14:53.340	4	3:46.363	1:06.289	1:40.861	59.213	111.4	14:53.340
5	3:45.879	1:04.565	1:40.973	1:00.341	111.6	18:39.219	5	3:45.879	1:04.565	1:40.973	1:00.341	111.6	18:39.219
6	3:45.308	1:05.589	1:39.656	1:00.063	111.9	22:24.527	6	3:45.308	1:05.589	1:39.656	1:00.063	111.9	22:24.527
7	3:49.009	1:06.089	1:41.513	1:01.407	110.1	26:13.536	7	3:49.009	1:06.089	1:41.513	1:01.407	110.1	26:13.536
8	3:45.601	1:06.146	1:39.016	1:00.439	111.8	29:59.137	8	3:45.601	1:06.146	1:39.016	1:00.439	111.8	29:59.137
9	3:44.305	1:06.330	1:38.936										



CLASSIC TOURING CARS - GROUP 1

SPA RACING FESTIVAL

RACE 1

Analysis

Personal Best Session Best B Crossing the finish line in pit lane

Lap	Time	Sector 1	Sector 2	Sector 3	Kph	Elapsed	Lap	Time	Sector 1	Sector 2	Sector 3	Kph	Elapsed
4	3:22.957	1:00.882	1:28.736	53.339	124.2	13:45.865	9	3:40.846	59.010	1:45.077	56.759	114.2	31:58.834
5	3:28.449	1:01.975	1:31.136	55.338	121.0	17:14.314							
6	3:27.509	1:03.007	1:30.058	54.444	121.5	20:41.823							
7	3:26.302	1:02.191	1:30.117	53.994	122.2	24:08.125							
8	3:26.018	1:02.077	1:29.941	54.000	122.4	27:34.143							
9	3:24.601	1:02.030	1:28.973	53.598	123.2	30:58.744							
10	3:24.598	1:01.495	1:29.573	53.530	123.2	34:23.342							

72 Anthony WARNES
Team Vantage Wolsley 1500 Saloon

1	3:38.000	54.333	1:42.491	1:01.176	115.7	3:38.000
2	3:55.434	1:08.179	1:44.416	1:02.839	107.1	7:33.434
3	3:52.477	1:08.153	1:43.461	1:00.863	108.5	11:25.911
4	3:53.106	1:08.041	1:43.684	1:01.381	108.2	15:19.017
5	3:53.517	1:08.658	1:43.797	1:01.062	108.0	19:12.534
6	3:52.109	1:07.650	1:43.362	1:01.097	108.6	23:04.643
7	3:52.811	1:08.154	1:43.911	1:00.746	108.3	26:57.454
8	3:53.272	1:08.211	1:43.950	1:01.111	108.1	30:50.726
9	3:53.945	1:07.439	1:44.757	1:01.749	107.8	34:44.671

76 Steven SPRIGG
Team double trouble racing Ford Lotus Cortina Mk1

1	3:02.621	44.269	1:27.068	51.284	138.1	3:02.621
2	3:16.924	59.215	1:25.802	51.907	128.0	6:19.545
3	3:17.543	59.581	1:26.516	51.446	127.6	9:37.088
4	3:20.398	59.805	1:27.741	52.852	125.8	12:57.486
5	3:18.929	1:00.608	1:26.709	51.612	126.7	16:16.415
6	3:18.176	58.693	1:27.554	51.929	127.2	19:34.591
7	3:19.933	58.976	1:28.863	52.094	126.1	22:54.524
8	3:22.788	59.650	1:30.270	52.868	124.3	26:17.312
9	3:20.178	59.987	1:27.396	52.795	126.0	29:37.490
10	3:19.628	59.500	1:28.221	51.907	126.3	32:57.118

77 Richard SPRIGG
Team Double Trouble Racing Ford Anglia 105E

1	3:05.057	44.503	1:28.664	51.890	136.3	3:05.057
2	3:22.875	1:00.738	1:29.891	52.246	124.3	6:27.932
3	3:22.718	1:00.552	1:30.318	51.848	124.4	9:50.650
4	3:19.199	58.827	1:29.198	51.174	126.6	13:09.849
5	3:20.022	59.132	1:29.445	51.445	126.1	16:29.871
6	3:20.059	58.705	1:29.997	51.357	126.0	19:49.930
7	3:23.145	1:02.102	1:29.790	51.253	124.1	23:13.075
8	3:19.697	58.402	1:29.857	51.438	126.3	26:32.772
9	3:20.088	59.904	1:28.653	51.531	126.0	29:52.860
10	3:19.414	59.201	1:28.678	51.535	126.4	33:12.274

83 Tim DODWELL
Tim Dodwell Volkswagen Scirocco

1	3:24.202	49.776	1:39.801	54.625	123.5	3:24.202
2	3:29.786	58.224	1:36.871	54.691	120.2	6:53.988
3	3:32.268	57.338	1:38.136	56.794	118.8	10:26.256
4	3:36.132	59.526	1:40.884	55.722	116.7	14:02.388
5	3:37.641	1:01.489	1:37.656	58.496	115.9	17:40.029
6	3:32.461	58.249	1:38.924	55.288	118.7	21:12.490
7	3:33.640	58.000	1:40.085	55.555	118.0	24:46.130
8	3:31.858	57.878	1:38.132	55.848	119.0	28:17.988

88 Paul BELLAMY
Bell gee Motorsport BMW M3

1	2:38.488	33.239	1:20.822	44.427	159.1	2:38.488
2	2:52.569	49.074	1:19.333	44.162	146.1	5:31.057
3	2:51.666	48.849	1:18.590	44.227	146.9	8:22.723
4	2:52.552	49.103	1:18.975	44.474	146.1	11:15.275
5	2:54.373	50.208	1:19.831	44.334	144.6	14:09.648
6	2:55.762	51.918	1:19.023	44.821	143.5	17:05.410
7	2:52.529	49.854	1:18.578	44.097	146.1	19:57.939
8	2:54.263	50.482	1:19.319	44.462	144.7	22:52.202
9	2:53.542	50.105	1:19.121	44.316	145.3	25:45.744
10	2:54.454	49.921	1:19.503	45.030	144.5	28:40.198
11	2:53.678	49.635	1:19.327	44.716	145.2	31:33.876

90 Gary FLETCHER
Gary Fletcher Vauxhall Firenza Droop Snoot

1	3:06.326	46.607	1:29.106	50.613	135.3	3:06.326
2	3:14.122	57.157	1:26.908	50.057	129.9	6:20.448
3	3:12.804	57.207	1:25.806	49.791	130.8	9:33.252
4	3:12.819	55.903	1:26.874	50.042	130.8	12:46.071
5	3:14.901	57.057	1:27.325	50.519	129.4	16:00.972
6	3:15.008	57.289	1:27.172	50.547	129.3	19:15.980
7	3:13.060	56.180	1:26.418	50.462	130.6	22:29.040
8	3:16.925	58.751	1:27.369	50.805	128.0	25:45.965
9	3:18.605	56.032	1:27.389	55.184	127.0	29:04.570
10	3:41.486	1:06.166	1:33.833	1:01.487	113.8	32:46.056


93 Stephen TURNER
Stephen Turner Honda Civic

1	2:58.238	42.375	1:26.251	49.612	141.5	2:58.238
2	3:13.698	57.158	1:27.196	49.344	130.2	6:11.936
3	3:12.650	57.359	1:26.436	48.855	130.9	9:24.586
4	3:10.825	55.619	1:26.473	48.733	132.1	12:35.411
5	3:11.621	55.812	1:26.716	49.093	131.6	15:47.032
6	3:11.524	55.841	1:26.720	48.963	131.7	18:58.556
7	3:13.657	58.072	1:26.296	49.289	130.2	22:12.213
8	3:10.918	55.790	1:26.041	49.087	132.1	25:23.131
9	3:14.637	55.969	1:27.989	50.679	129.5	28:37.768
10	3:14.720	56.771	1:27.349	50.600	129.5	31:52.488

111 Mohamed ELSHIMY
SVG motorsports Peugeot 206

1	3:10.540	45.860	1:31.067	53.613	132.3	3:10.540
2	3:24.328	1:01.592	1:29.966	52.770	123.4	6:34.868
3	3:20.185	59.704	1:28.057	52.424	126.0	9:55.053
4	3:19.775	59.576	1:28.219	51.980	126.2	13:14.828
5	3:19.096	59.565	1:27.840	51.691	126.6	16:33.924
6	3:20.519	59.367	1:27.804	53.348	125.7	19:54.443
7	3:20.067	59.176	1:28.787	52.104	126.0	23:14.510
8	3:19.466	59.206	1:28.147	52.113	126.4	26:33.976
9	3:20.268	59.005	1:29.073	52.190	125.9	29:54.244
10	3:19.568	58.812	1:28.488	52.268	126.3	33:13.812






CLASSIC TOURING CARS - GROUP 1
SPA RACING FESTIVAL
RACE 1

Analysis

■ Personal Best ■ Session Best B Crossing the finish line in pit lane

Lap	Time	Sector 1	Sector 2	Sector 3	Kph	Elapsed	Lap	Time	Sector 1	Sector 2	Sector 3	Kph	Elapsed
170 Philip WALLER PWR Peugeot 206 180 gti													
1	2:59.083	42.604	1:26.679	49.800	140.8	2:59.083							
2	3:15.611	56.600	1:28.679	50.332	128.9	6:14.694							
3	3:17.498	57.338	1:28.469	51.691	127.7	9:32.192							
4	3:18.543	57.316	1:29.636	51.591	127.0	12:50.735							
5	3:21.001	57.923	1:30.992	52.086	125.4	16:11.736							
6	3:19.391	57.973	1:29.543	51.875	126.5	19:31.127							
7	3:19.127	57.935	1:29.496	51.696	126.6	22:50.254							
8	3:21.388	58.088	1:30.073	53.227	125.2	26:11.642							
9	3:22.526	59.486	1:30.164	52.876	124.5	29:34.168							
10	3:21.267	59.533	1:30.040	51.694	125.3	32:55.435							
177 Alan GREENHALGH clceurope Vauxhall Firenza													
1	2:50.185	38.199	1:23.268	48.718	148.2	2:50.185							
2	3:07.787	55.024	1:24.482	48.281	134.3	5:57.972							
3	3:06.263	54.727	1:23.193	48.343	135.4	9:04.235							
4	3:06.104	54.678	1:23.556	47.870	135.5	12:10.339							
5	3:07.722	54.615	1:24.228	48.879	134.3	15:18.061							
6	3:05.554	54.159	1:23.422	47.973	135.9	18:23.615							
7	3:04.816	53.771	1:23.063	47.982	136.4	21:28.431							
8	3:06.977	54.793	1:23.733	48.451	134.9	24:35.408							
9	3:04.038	54.148	1:22.478	47.412	137.0	27:39.446							
10	3:03.885	53.783	1:22.619	47.483	137.1	30:43.331							
11	3:04.556	53.745	1:22.729	48.082	136.6	33:47.887							





CLASSIC TOURING CARS - GROUP 1
SPA RACING FESTIVAL
RACE 2 (30')

Starting Grid

Stephen PEARSON	Eunuch Racing	119	- 16 -	68	Lelsport	Paul COOPER
Karl CATTLIFF	Karl Cattliff	38	- 15 -	66	Driveme.net	Andy DAVIES
Andy MESSHAM	Andy Messham	5	- 14 -	11	AH Racing (Tamworth) Ltd	Roger STANFORD
Nic STRONG	Nic Strong	32	- 13 -	7	Millars classic and sports	Richard MILLAR
Anthony WARNES	Team Vantage	72	- 12 -	12	Jack Stanford	Jack STANFORD
Tim DODWELL	Tim Dodwell	83	- 11 -	14	Steve Barber	Steve BARBER
Tony PRESTON	Tony Preston	1	- 10 -	69	Stephen Yates	Stephen YATES
Richard SPRIGG	Team Double Trouble Racing	77	- 9 -	111	SVG motorsports	Mohamed ELSHIMY
Steven SPRIGG	Team double trouble racing	76	- 8 -	50	Peter Holton	Peter HOLTON
Gary FLETCHER	Gary Fletcher	90	- 7 -	170	PWR	Philip WALLER
Andy GEE	Bellgee Motorsport	18	- 6 -	93	Stephen Turner	Stephen TURNER
Alan GREENHALGH	ctceurope	177	- 5 -	56	APS Racing	Michael SHERATON
Stephen PRIMETT	Stephen Primett	19	- 4 -	22	William Jenkins	William JENKINS
Sam CLARKE	Sam Clarke	26	- 3 -	55	Berkshire Pallets Ltd	David HOWARD
Paul BELLAMY	Bell gee Motorsport	88	- 2 -	46	David Hickton	David HICKTON
Jim MCLOUGHLIN	Jim Mcloughlin	6	- 1 -	10	Ray West	Ray WEST


Pole



Stewards:

Timekeeper:





SPA RACING FESTIVAL

CLASSIC TOURING CARS - GROUP 1

RACE 2 (30')

Provisional Classification

Drivers	Nat	Team	Vehicle	Class	Laps	Total Time	Gap	Kph	Best Lap		
									Lap	Time	Kph
1 12 Jack STANFORD		Jack Stanford	BMW M3	93C	9	32:20.868	-	116.9	5	3:17.517	127.7
2 6 Jim M'CLOUGHLIN		Jim Mcloughlin	Ford Sierra Cosworth	93B	9	32:21.317	+0.449	116.9	6	3:20.340	125.9
3 46 David HICKTON		David Hickton	BMW M3	93B	9	32:22.396	+1.528	116.8	4	3:19.706	126.3
4 10 Ray WEST		Ray West	BMW M3	93B	9	32:23.723	+2.855	116.7	9	3:22.341	124.6
5 26 Sam CLARKE		Sam Clarke	Jaguar XJS	X	9	33:20.237	+59.369	113.5	9	3:32.740	118.5
6 32 Nic STRONG		Nic Strong	Ford Capri	B	9	33:21.975	+1:01.107	113.4	9	3:30.422	119.8
7 55 David HOWARD		Berkshire Pallets Ltd	Jaguar XJ12	X	9	33:26.704	+1:05.836	113.1	9	3:33.952	117.8
8 177 Alan GREENHALGH		ctceurope	Vauxhall Firenza	C	9	33:43.908	+1:23.040	112.1	9	3:35.847	116.8
9 56 Michael SHERATON		APS Racing	BMW E30	93D	9	33:45.937	+1:25.069	112.0	9	3:37.558	115.9
10 18 Andy GEE		Bellgee Motorsport	BMW 325i E30	93D	9	33:56.837	+1:35.969	111.4	3	3:39.996	114.6
11 19 Stephen PRIMETT		Stephen Primett	Ford Escort	C	9	33:57.197	+1:36.329	111.4	5	3:33.209	118.3
12 170 Philip WALLER		PWR	Peugeot 206 180 gti	A/P	9	34:36.239	+2:15.371	109.3	9	3:41.936	113.6
13 69 Stephen YATES		Stephen Yates	Ford Escort Mk 3 RS1600i	E	9	34:43.012	+2:22.144	108.9	9	3:41.936	113.6
14 111 Mohamed ELSHIMY		SVG motorsports	Peugeot 206	A/P	9	34:43.647	+2:22.779	108.9	4	3:41.691	113.7
15 7 Richard MILLAR		Millars classic and sports	Ford Sierra Cosworth	93B	9	34:45.122	+2:24.254	108.8	3	3:43.803	112.7
16 93 Stephen TURNER		Stephen Turner	Honda Civic	93E	9	35:42.982	+3:22.114	105.9	4	3:49.103	110.1
17 50 Peter HOLTON		Peter Holton	Rover p6 3500s	B	8	33:12.205	1 Lap	101.3	8	3:59.857	105.1
18 83 Tim DODWELL		Tim Dodwell	Volkswagen Scirocco	X	8	33:56.499	1 Lap	99.0	4	4:02.548	104.0
19 14 Steve BARBER		Steve Barber	Ford Anglia	C	8	34:15.836	1 Lap	98.1	4	4:12.148	100.0
20 68 Paul COOPER		Lelsport	Morris Minor	D	8	34:26.576	1 Lap	97.6	3	4:11.225	100.4
21 72 Anthony WARNES		Team Vantage	Wolseley 1500 Saloon	C	8	34:50.854	1 Lap	96.5	3	4:15.691	98.6
22 5 Andy MESSHAM		Andy Messham	Austin Mini Seven	C	7	33:47.292	2 Laps	87.1	2	4:09.879	100.9

Not classified:

88 Paul BELLAMY		Bell gee Motorsport	BMW M3	93B	6	20:00.150			3	3:20.182	126.0
1 Tony PRESTON		Tony Preston	Morris Minor	D	4	16:55.539			2	4:13.592	99.4
77 Richard SPRIGG		Team Double Trouble Racing	Ford Anglia 105E	C	2	7:38.830			2	3:58.601	105.7
90 Gary FLETCHER		Gary Fletcher	Vauxhall Firenza Droop Snoot	C	1	4:02.514					
76 Steven SPRIGG		Team double trouble racing	Ford Lotus Cortina Mk1	F							

Not started

11 Roger STANFORD		AH Racing (Tamworth) Ltd	BMW E30 M3	93C							
22 William JENKINS		William Jenkins	BMW 3.0 CSL	X							
38 Karl CATTLIFF		Karl Cattliff	BMW E36 M3	93B							
66 Andy DAVIES		Drive.me.net	BMW M3	93B							
119 Stephen PEARSON		Eunuch Racing	BMW M3	93B							

Pole Position

J. M'CLOUGHLIN

Fastest Lap

Lap 5

Jack STANFORD

3:17.517

127.7 Kph


Published at:

Track Status:

WET

Race Director:	Timekeeper:





CLASSIC TOURING CARS - GROUP 1
SPA RACING FESTIVAL
RACE 2

Provisional Classification by Division


Nr.	Driver	Nat	Team	Car	Laps	Total Time	Gap	Kph	Best Lap		
									Lap	Time	Kph
CTCRC Pre 05 Production Touring Car Series											
1	170 Philip WALLER		PWR	Peugeot 206 180 gti	9	34:36.239		109.3	9	3:41.936	113.6
2	111 Mohamed ELSHIMY		SVG motorsports	Peugeot 206	9	34:43.647	+7.408	108.9	4	3:41.691	113.7
SVG Pre 93 Touring Car Championship Autoglym											
1	12 Jack STANFORD		Jack Stanford	BMW M3	9	32:20.868		116.9	5	3:17.517	127.7
2	6 Jim MCLOUGHLIN		Jim Mcloughlin	Ford Sierra Cosworth	9	32:21.317	+0.449	116.9	6	3:20.340	125.9
3	46 David HICKTON		David Hickton	BMW M3	9	32:22.396	+1.528	116.8	4	3:19.706	126.3
4	10 Ray WEST		Ray West	BMW M3	9	32:23.723	+2.855	116.7	9	3:22.341	124.6
5	26 Sam CLARKE		Sam Clarke	Jaguar XJS	9	33:20.237	+59.369	113.5	9	3:32.740	118.5
6	32 Nic STRONG		Nic Strong	Ford Capri	9	33:21.975	+101.107	113.4	9	3:30.422	119.8
7	55 David HOWARD		Berkshire Pallets Ltd	Jaguar XJ12	9	33:26.704	+105.836	113.1	9	3:33.952	117.8
8	177 Alan GREENHALGH		ctceurope	Vauxhall Firenza	9	33:43.908	+123.040	112.1	9	3:35.847	116.8
9	56 Michael SHERATON		APS Racing	BMW E30	9	33:45.937	+125.069	112.0	9	3:37.558	115.9
10	18 Andy GEE		Bellgee Motorsport	BMW 325i E30	9	33:56.837	+135.969	111.4	3	3:39.996	114.6
11	19 Stephen PRIMETT		Stephen Primett	Ford Escort	9	33:57.197	+136.329	111.4	5	3:33.209	118.3
12	69 Stephen YATES		Stephen Yates	Ford Escort Mk 3 RS1600i	9	34:43.012	+222.144	108.9	9	3:41.936	113.6
13	7 Richard MILLAR		Millars classic and sports	Ford Sierra Cosworth	9	34:45.122	+224.254	108.8	3	3:43.803	112.7
14	93 Stephen TURNER		Stephen Turner	Honda Civic	9	35:42.982	+322.114	105.9	4	3:49.103	110.1
15	50 Peter HOLTON		Peter Holton	Rover p6 3500s	8	33:12.205	1 Laps	101.3	8	3:59.857	105.1
16	83 Tim DODWELL		Tim Dodwell	Volkswagen Scirocco	8	33:56.499	1 Laps	99.0	4	4:02.548	104.0
Not classified:											
88	Paul BELLAMY		Bell gee Motorsport	BMW M3	6	20:00.150		126.1	3	3:20.182	126.0
90	Gary FLETCHER		Gary Fletcher	Vauxhall Firenza Droop Snoot	1	4:02.514	8 Laps	104.0			
Not started											
11	Roger STANFORD		AH Racing (Tamworth) Ltd	BMW E30 M3				0.0			
22	William JENKINS		William Jenkins	BMW 3.0 CSL			9 Laps	0.0			
38	Karl CATTLIFF		Karl Cattliff	BMW E36 M3				0.0			
66	Andy DAVIES		Driveme.net	BMW M3			9 Laps	0.0			
119	Stephen PEARSON		Eunuch Racing	BMW M3				0.0			
Thermex Classic&Historic Touring Car Champion											
1	14 Steve BARBER		Steve Barber	Ford Anglia	8	34:15.836		98.1	4	4:12.148	100.0
2	68 Paul COOPER		Lelsport	Morris Minor	8	34:26.576	+10.740	97.6	3	4:11.225	100.4
3	72 Anthony WARNES		Team Vantage	Wolseley 1500 Saloon	8	34:50.854	+35.018	96.5	3	4:15.691	98.6
4	5 Andy MESSHAM		Andy Messham	Austin Mini Seven	7	33:47.292	1 Laps	87.1	2	4:09.879	100.9
Not classified:											
1	Tony PRESTON		Tony Preston	Morris Minor	4	16:55.539	4 Laps	99.3	2	4:13.592	99.4
77	Richard SPRIGG		Team Double Trouble Racing	Ford Anglia 105E	2	7:38.830		109.9	2	3:58.601	105.7
76	Steven SPRIGG		Team double trouble racing	Ford Lotus Cortina Mk1			8 Laps	0.0			

Published at:

Track Status: **WET**

Race Director:	Timekeeper:
----------------	-------------





CLASSIC TOURING CARS - GROUP 1


SPA RACING FESTIVAL

RACE 2

Lap Chart

		LAP									
Nr	Pos	Grid	1	2	3	4	5	6	7	8	9
6	1	6	6	6	6	6	6	6	6	6	12
10	2	10	10	10	46	46	46	46	46	46	6
88	3	88	46	46	88	12	12	12	12	12	46
46	4	46	88	88	10	88	88	88	10	10	10
26	5	26	12	12	12	10	10	10	26	26	26
55	6	55	26	26	26	26	26	26	32	32	32
19	7	19	55	55	55	55	55	32	55	55	55
22	8	22	19	177	32	32	32	55	56	177	177
177	9	177	177	56	177	177	177	177	177	56	56
56	10	56	18	32	56	56	56	56	19	18	18
18	11	18	56	18	18	18	18	19	18	19	19
93	12	93	170	170	170	19	19	18	170	170	170
90	13	90	32	69	19	170	170	170	7	7	69
170	14	170	77	7	7	7	7	7	69	69	111
76	15	76	69	19	69	69	69	69	111	111	7
50	16	50	7	77	111	111	111	111	93	93	93
77	17	77	93	93	93	93	93	93	50	50	
111	18	111	50	111	50	50	50	50	83	83	
1	19	1	5	50	14	83	83	83	14	14	
69	20	69	14	5	83	14	14	14	68	68	
83	21	83	90	14	1	68	68	68	72	72	
14	22	14	111	1	68	1	72	72	5		
72	23	72	1	83	72	72	5	5			
12	24	12	72	72	5	5					
32	25	32	68	68							
7	26	7	83								
5	27	5									
11	28	11									
38	29	38									
66	30	66									
119	31	119									
68	32	68									






CLASSIC TOURING CARS - GROUP 1
SPA RACING FESTIVAL
RACE 2

Best Sector Times

SECTOR 1			SECTOR 2			SECTOR 3			Pos	Driver	Ideal Lap	Best Lap
Pos	Driver	Time	Driver	Time	Driver	Time						
1	88 P.BELLAMY	54.049	12 J.STANFORD	1:31.477	12 J.STANFORD	50.794	1	12 J.STANFORD	3'16.870	3:17.517	(1)	
2	6 J.MCLOUGHLIN	54.139	46 D.HICKTON	1:32.643	6 J.MCLOUGHLIN	51.358	2	46 D.HICKTON	3'19.309	3:19.706	(2)	
3	12 J.STANFORD	54.599	88 P.BELLAMY	1:33.819	46 D.HICKTON	51.366	3	88 P.BELLAMY	3'19.426	3:20.182	(3)	
4	10 R.WEST	54.898	10 R.WEST	1:34.122	88 P.BELLAMY	51.558	4	6 J.MCLOUGHLIN	3'19.767	3:20.340	(4)	
5	46 D.HICKTON	55.300	6 J.MCLOUGHLIN	1:34.270	10 R.WEST	51.627	5	10 R.WEST	3'20.647	3:22.341	(5)	
6	55 D.HOWARD	58.166	32 N.STRONG	1:36.350	32 N.STRONG	54.593	6	32 N.STRONG	3'29.540	3:30.422	(6)	
7	26 S.CLARKE	58.283	56 M.SHERATON	1:38.272	26 S.CLARKE	54.868	7	26 S.CLARKE	3'31.764	3:32.740	(7)	
8	32 N.STRONG	58.597	26 S.CLARKE	1:38.613	19 S.PRIMETT	55.420	8	55 D.HOWARD	3'33.164	3:33.952	(9)	
9	19 S.PRIMETT	58.720	111 M.ELSHIMY	1:38.813	177 A.GREENHALGH	55.771	9	19 S.PRIMETT	3'33.168	3:33.209	(8)	
10	177 A.GREENHALGH	59.972	19 S.PRIMETT	1:39.028	56 M.SHERATON	55.929	10	56 M.SHERATON	3'34.787	3:37.558	(11)	
11	56 M.SHERATON	1:00.586	55 D.HOWARD	1:39.059	55 D.HOWARD	55.939	11	177 A.GREENHALGH	3'35.679	3:35.847	(10)	
12	7 R.MILLAR	1:00.750	69 S.YATES	1:39.919	18 A.GEE	56.659	12	18 A.GEE	3'39.008	3:39.996	(12)	
13	18 A.GEE	1:01.821	177 A.GREENHALGH	1:39.936	111 M.ELSHIMY	57.178	13	111 M.ELSHIMY	3'39.961	3:41.691	(13)	
14	170 P.WALLER	1:02.196	18 A.GEE	1:40.528	7 R.MILLAR	57.437	14	170 P.WALLER	3'40.266	3:41.936	(14)	
15	111 M.ELSHIMY	1:03.970	170 P.WALLER	1:40.616	170 P.WALLER	57.454	15	69 S.YATES	3'41.564	3:41.936	(15)	
16	69 S.YATES	1:04.131	93 S.TURNER	1:43.244	69 S.YATES	57.514	16	7 R.MILLAR	3'41.592	3:43.803	(16)	
17	83 T.DODWELL	1:04.739	7 R.MILLAR	1:43.405	93 S.TURNER	59.501	17	93 S.TURNER	3'47.524	3:49.103	(17)	
18	93 S.TURNER	1:04.779	5 A.MESSHAM	1:48.487	77 R.SPRIGG	1:00.306	18	77 R.SPRIGG	3'55.785	3:58.601	(18)	
19	77 R.SPRIGG	1:06.007	77 R.SPRIGG	1:49.472	50 P.HOLTON	1:01.366	19	83 T.DODWELL	3'59.190	4:02.548	(20)	
20	50 P.HOLTON	1:06.646	83 T.DODWELL	1:51.157	83 T.DODWELL	1:03.294	20	50 P.HOLTON	3'59.857	3:59.857	(19)	
21	14 S.BARBER	1:07.652	50 P.HOLTON	1:51.845	1 T.PRESTON	1:05.118	21	1 T.PRESTON	4'07.207	4:13.592	(24)	
22	1 T.PRESTON	1:09.380	1 T.PRESTON	1:52.709	68 P.COOPER	1:05.610	22	14 S.BARBER	4'09.429	4:12.148	(23)	
23	68 P.COOPER	1:10.554	68 P.COOPER	1:53.540	14 S.BARBER	1:06.185	23	5 A.MESSHAM	4'09.436	4:09.879	(21)	
24	72 A.WARNES	1:12.911	72 A.WARNES	1:54.794	5 A.MESSHAM	1:07.395	24	68 P.COOPER	4'09.704	4:11.225	(22)	
25	5 A.MESSHAM	1:13.554	14 S.BARBER	1:55.592	72 A.WARNES	1:07.465	25	72 A.WARNES	4'15.170	4:15.691	(25)	





CLASSIC TOURING CARS - GROUP 1

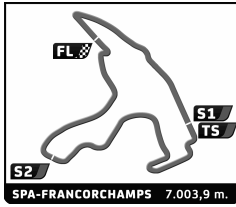
SPA RACING FESTIVAL

After RACE 2

Event maximum speed

Driver	Team	Car	Class	Top Speed	Lap	Session
10 Ray WEST	Ray West	BMW M3	93B	223.6	6	FREE PRACTICE
88 Paul BELLAMY	Bell gee Motorsport	BMW M3	93B	214.7	4	QUALIFYING
38 Karl CATTLIFF	Karl Cattliff	BMW E36 M3	93B	213.4	6	FREE PRACTICE
6 Jim MCLOUGHLIN	Jim McLoughlin	Ford Sierra Cosworth	93B	213.0	4	QUALIFYING
12 Jack STANFORD	Jack Stanford	BMW M3	93C	211.8	3	QUALIFYING
7 Richard MILLAR	Millars classic and sports	Ford Sierra Cosworth	93B	208.9	5	QUALIFYING
66 Andy DAVIES	Driveme.net	BMW M3	93B	207.3	7	QUALIFYING
46 David HICKTON	David Hickton	BMW M3	93B	206.5	3	QUALIFYING
11 Roger STANFORD	AH Racing (Tamworth) Ltd	BMW E30 M3	93C	204.5	8	FREE PRACTICE
55 David HOWARD	Berkshire Pallets Ltd	Jaguar XJ12	X	204.2	5	RACE 1
26 Sam CLARKE	Sam Clarke	Jaguar XJS	X	202.2	10	RACE 1
19 Stephen PRIMETT	Stephen Primett	Ford Escort	C	196.0	3	RACE 1
22 William JENKINS	William Jenkins	BMW 3.0 CSL	X	194.9	3	FREE PRACTICE
32 Nic STRONG	Nic Strong	Ford Capri	B	191.5	1	RACE 1
56 Michael SHERATON	APS Racing	BMW E30	93D	190.1	5	QUALIFYING
177 Alan GREENHALGH	ctceurope	Vauxhall Firenza	C	189.5	1	RACE 1
93 Stephen TURNER	Stephen Turner	Honda Civic	93E	189.1	6	QUALIFYING
170 Philip WALLER	PWR	Peugeot 206 180 gti	A/P	180.6	7	QUALIFYING
18 Andy GEE	Bellgee Motorsport	BMW 325i E30	93D	179.4	5	RACE 1
111 Mohamed ELSHIMY	SVG motorsports	Peugeot 206	A/P	176.2	6	QUALIFYING
83 Tim DODWELL	Tim Dodwell	Volkswagen Scirocco	X	173.4	5	RACE 1
90 Gary FLETCHER	Gary Fletcher	Vauxhall Firenza Droop Snoot	C	172.8	7	FREE PRACTICE
77 Richard SPRIGG	Team Double Trouble Racing	Ford Anglia 105E	C	171.7	5	QUALIFYING
76 Steven SPRIGG	Team double trouble racing	Ford Lotus Cortina Mk1	F	166.9	1	RACE 1
5 Andy MESSHAM	Andy Messham	Austin Mini Seven	C	166.7	5	QUALIFYING
126 Andy JOHNSON	SVG Motorsport	Peugeot 206	A/P	163.9	6	QUALIFYING
1 Tony PRESTON	Tony Preston	Morris Minor	D	163.1	5	FREE PRACTICE
14 Steve BARBER	Steve Barber	Ford Anglia	C	161.4	4	QUALIFYING
50 Peter HOLTON	Peter Holton	Rover p6 3500s	B	161.2	5	RACE 1
69 Stephen YATES	Stephen Yates	Ford Escort Mk 3 RS1600i	E	157.2	4	RACE 1
68 Paul COOPER	Lelsport	Morris Minor	D	150.6	6	FREE PRACTICE
8 Paul COOPER	Paul Cooper	Ford Cortina	C	148.1	4	FREE PRACTICE
72 Anthony WARNES	Team Vantage	Wolseley 1500 Saloon	C	145.7	3	QUALIFYING






CLASSIC TOURING CARS - GROUP 1
SPA RACING FESTIVAL
RACE 2

Fastest Lap Sequence

Practice Time	Driver	Team	Car	Class	Time	Kph	Lap
6:28.745	6 Jim MCLOUGHLIN	Jim Mcloughlin	Ford Sierra Cosworth	93B	3:23.099	124.1	2
6:32.254	46 David HICKTON	David Hickton	BMW M3	93B	3:22.789	124.3	2
6:35.339	88 Paul BELLAMY	Bell gee Motorsport	BMW M3	93B	3:22.348	124.6	2
6:38.750	12 Jack STANFORD	Jack Stanford	BMW M3	93C	3:20.323	125.9	2
9:55.521	88 Paul BELLAMY	Bell gee Motorsport	BMW M3	93B	3:20.182	126.0	3
9:57.767	12 Jack STANFORD	Jack Stanford	BMW M3	93C	3:19.017	126.7	3
13:16.279	12 Jack STANFORD	Jack Stanford	BMW M3	93C	3:18.512	127.0	4
16:33.796	12 Jack STANFORD	Jack Stanford	BMW M3	93C	3:17.517	127.7	5





CLASSIC TOURING CARS - GROUP 1

SPA RACING FESTIVAL


RACE 2

Analysis

Personal Best Session Best B Crossing the finish line in pit lane

Lap	Time	Sector 1	Sector 2	Sector 3	Kph	Elapsed	Lap	Time	Sector 1	Sector 2	Sector 3	Kph	Elapsed		
1	Tony PRESTON							12	Jack STANFORD						
	Tony Preston						Morris Minor		Jack Stanford						BMW M3
1	4:06.264	59.082	1:57.446	1:09.736	102.4	4:06.264	1	3:18.427	47.310	1:37.560	53.557	127.1	3:18.427		
2	4:13.592	1:13.838	1:52.709	1:07.045	99.4	8:19.856	2	3:20.323	55.648	1:32.173	52.502	125.9	6:38.750		
3	4:15.756	1:10.092	1:58.411	1:07.253	98.6	12:35.612	3	3:19.017	55.803	1:31.854	51.360	126.7	9:57.767		
4	4:19.927	1:09.380	2:05.429	1:05.118	97.0	16:55.539	4	3:18.512	56.210	1:31.477	50.825	127.0	13:16.279		
							5	3:17.517	54.599	1:32.124	50.794	127.7	16:33.796		
							6	3:20.208	55.846	1:32.741	51.621	125.9	19:54.004		
							7	3:39.848	55.376	1:34.724	1:09.748	114.7	23:33.852		
							8	5:26.466	1:26.842	2:47.553	1:12.071	77.2	29:00.318		
							9	3:20.550	54.829	1:34.204	51.517	125.7	32:20.868		
5	Andy MESSHAM							14	Steve BARBER						
	Andy Messham						Austin Mini Seven		Steve Barber						Ford Anglia
1	3:57.242	58.239	1:51.608	1:07.395	106.3	3:57.242	1	4:00.361	56.491	1:56.387	1:07.483	104.9	4:00.361		
2	4:09.879	1:13.554	1:48.487	1:07.838	100.9	8:07.121	2	4:16.265	1:14.189	1:55.592	1:06.484	98.4	8:16.626		
3	4:55.841	1:54.965	1:51.102	1:09.774	85.2	13:02.962	3	4:17.554	1:11.459	1:57.824	1:08.271	97.9	12:34.180		
4	7:23.818	4:16.547	1:55.976	1:11.295	56.8	20:26.780	4	4:12.148	1:09.100	1:55.952	1:07.096	100.0	16:46.328		
5	4:24.679	1:18.920	1:54.835	1:10.924	95.3	24:51.459	5	4:12.181	1:07.652	1:58.344	1:06.185	100.0	20:58.509		
6	4:27.421	1:21.520	1:53.130	1:12.771	94.3	29:18.880	6	4:27.493	1:08.983	2:03.978	1:14.532	94.3	25:26.002		
7	4:28.412	1:21.980	1:53.954	1:12.478	93.9	33:47.292	7	4:27.039	1:14.916	2:02.486	1:09.637	94.4	29:53.041		
							8	4:22.795	1:12.245	2:00.497	1:10.053	95.9	34:15.836		
6	Jim MCLOUGHLIN							18	Andy GEE						
	Jim Mcloughlin						Ford Sierra Cosworth		Bellgee Motorsport						BMW 325i E30
1	3:05.646	36.674	1:35.298	53.674	135.8	3:05.646	1	3:29.946	46.341	1:43.279	1:00.326	120.1	3:29.946		
2	3:23.099	56.183	1:34.947	51.969	124.1	6:28.745	2	3:42.930	1:04.715	1:41.272	56.943	113.1	7:12.876		
3	3:20.929	55.301	1:34.270	51.358	125.5	9:49.674	3	3:39.996	1:02.089	1:40.528	57.379	114.6	10:52.872		
4	3:20.685	54.586	1:34.417	51.682	125.6	13:10.359	4	3:40.037	1:01.821	1:41.557	56.659	114.6	14:32.909		
5	3:21.659	54.858	1:34.629	52.172	125.0	16:32.018	5	3:41.243	1:02.056	1:41.318	57.869	114.0	18:14.152		
6	3:20.340	54.139	1:34.340	51.861	125.9	19:52.358	6	3:43.733	1:03.261	1:41.271	59.201	112.7	21:57.885		
7	3:38.947	55.037	1:34.873	1:09.037	115.2	23:31.305	7	4:05.485	1:06.164	1:57.305	1:02.016	102.7	26:03.370		
8	5:27.234	1:26.962	2:47.479	1:12.793	77.1	28:58.539	8	4:11.907	1:19.502	1:54.090	58.315	100.1	30:15.277		
9	3:22.778	55.439	1:35.008	52.331	124.3	32:21.317	9	3:41.560	1:02.754	1:41.121	57.685	113.8	33:56.837		
7	Richard MILLAR							19	Stephen PRIMETT						
	Millars classic and sports						Ford Sierra Cosworth		Stephen Primett						Ford Escort
1	3:43.644	52.980	1:50.523	1:00.141	112.7	3:43.644	1	3:28.922	45.637	1:43.129	1:00.156	120.7	3:28.922		
2	3:51.863	1:05.084	1:47.013	59.766	108.7	7:35.507	2	4:06.782	1:00.672	2:02.698	1:03.412	102.2	7:35.704		
3	3:43.803	1:02.961	1:43.405	57.437	112.7	11:19.310	3	3:34.898	1:00.178	1:39.205	55.515	117.3	11:10.602		
4	3:46.055	1:02.015	1:45.480	58.560	111.5	15:05.365	4	3:34.064	59.097	1:39.172	55.795	117.8	14:44.666		
5	3:43.886	1:01.583	1:44.016	58.287	112.6	18:49.251	5	3:33.209	58.761	1:39.028	55.420	118.3	18:17.875		
6	3:43.921	1:00.750	1:44.254	58.917	112.6	22:33.172	6	3:34.193	58.720	1:39.773	55.700	117.7	21:52.068		
7	4:35.066	1:16.480	2:18.011	1:00.575	91.7	27:08.238	7	4:09.530	1:04.113	1:49.933	1:15.484	101.0	26:01.598		
8	3:52.230	1:08.819	1:45.012	58.399	108.6	31:00.468	8	4:18.053	1:20.714	2:00.000	57.339	97.7	30:19.651		
9	3:44.654	1:01.278	1:44.674	58.702	112.2	34:45.122	9	3:37.546	59.155	1:41.688	56.703	115.9	33:57.197		
10	Ray WEST							26	Sam CLARKE						
	Ray West						BMW M3		Sam Clarke						Jaguar XJS
1	3:07.198	36.553	1:37.128	53.517	134.7	3:07.198	1	3:21.695	42.748	1:41.454	57.493	125.0	3:21.695		
2	3:23.869	55.709	1:35.887	52.273	123.7	6:31.067	2	3:34.379	58.836	1:38.732	56.811	117.6	6:56.074		
3	3:25.593	55.838	1:34.122	55.633	122.6	9:56.660	3	3:34.028	59.221	1:39.536	55.271	117.8	10:30.102		
4	3:24.388	58.637	1:34.124	51.627	123.4	13:21.048	4	3:34.179	58.530	1:39.866	55.783	117.7	14:04.281		
5	3:24.663	55.789	1:35.410	53.464	123.2	16:45.711	5	3:35.116	59.422	1:40.135	55.559	117.2	17:39.397		
6	3:26.267	56.779	1:35.178	54.310	122.2	20:11.978	6	3:34.347	1:00.165	1:38.613	55.569	117.6	21:13.744		
7	3:23.640	54.898	1:36.381	52.361	123.8	23:35.618									
8	5:25.764	1:26.029	2:47.328	1:12.407	77.4	29:01.382									
9	3:22.341	55.882	1:34.778	51.681	124.6	32:23.723									





CLASSIC TOURING CARS - GROUP 1

SPA RACING FESTIVAL

RACE 2

Analysis

Personal Best Session Best B Crossing the finish line in pit lane

Lap	Time	Sector 1	Sector 2	Sector 3	Kph	Elapsed
7	4:13.754	59.326	1:59.459	1:14.969	99.4	25:27.498
8	4:19.999	1:14.826	2:01.312	1:03.861	97.0	29:47.497
9	3:32.740	58.283	1:39.589	54.868	118.5	33:20.237

32 Nic STRONG						
Nic Strong Ford Capri						
1	3:33.412	51.156	1:45.025	57.231	118.1	3:33.412
2	3:36.327	1:00.100	1:40.019	56.208	116.6	7:09.739
3	3:32.846	58.703	1:37.748	56.395	118.5	10:42.585
4	3:32.499	58.597	1:38.062	55.840	118.7	14:15.084
5	3:36.523	59.045	1:39.420	58.058	116.5	17:51.607
6	3:34.553	58.854	1:39.311	56.388	117.5	21:26.160
7	4:20.066	1:03.223	2:01.359	1:15.484	97.0	25:46.226
8	4:05.327	1:19.018	1:50.639	55.670	102.8	29:51.553
9	3:30.422	59.479	1:36.350	54.593	119.8	33:21.975

46 David HICKTON						
David Hickton BMW M3						
1	3:09.465	40.065	1:35.434	53.966	133.1	3:09.465
2	3:22.789	56.483	1:33.495	52.811	124.3	6:32.254
3	3:20.785	55.666	1:33.369	51.750	125.6	9:53.039
4	3:19.706	55.697	1:32.643	51.366	126.3	13:12.745
5	3:20.688	55.897	1:32.801	51.990	125.6	16:33.433
6	3:20.205	55.744	1:32.724	51.737	125.9	19:53.638
7	3:38.866	55.300	1:33.923	1:09.643	115.2	23:32.504
8	5:27.698	1:27.107	2:47.490	1:13.101	76.9	29:00.202
9	3:22.194	56.266	1:33.848	52.080	124.7	32:22.396

50 Peter HOLTON						
Peter Holton Rover p6 3500s						
1	3:54.641	54.817	1:54.500	1:05.324	107.5	3:54.641
2	4:07.129	1:09.652	1:54.411	1:03.066	102.0	8:01.770
3	4:08.743	1:09.407	1:55.325	1:04.011	101.4	12:10.513
4	4:03.251	1:08.984	1:51.984	1:02.283	103.7	16:13.764
5	4:09.837	1:08.556	1:58.738	1:02.543	100.9	20:23.601
6	4:16.853	1:07.002	2:07.237	1:02.614	98.2	24:40.454
7	4:31.894	1:09.031	2:02.613	1:20.250	92.7	29:12.348
8	3:59.857	1:06.646	1:51.845	1:01.366	105.1	33:12.205

55 David HOWARD						
Berkshire Pallets Ltd Jaguar XJ12						
1	3:26.671	44.268	1:43.114	59.289	122.0	3:26.671
2	3:38.571	1:00.769	1:40.884	56.918	115.4	7:05.242
3	3:35.237	58.498	1:39.716	57.023	117.1	10:40.479
4	3:34.230	58.166	1:39.059	57.005	117.7	14:14.709
5	3:36.068	58.609	1:39.638	57.821	116.7	17:50.777
6	3:36.258	58.370	1:40.199	57.689	116.6	21:27.035
7	4:20.184	1:03.596	2:00.854	1:15.734	96.9	25:47.219
8	4:05.533	1:18.829	1:50.661	56.043	102.7	29:52.752
9	3:33.952	58.407	1:39.606	55.939	117.8	33:26.704

56 Michael SHERATON						
APS Racing BMW E30						
1	3:30.052	46.197	1:44.043	59.812	120.0	3:30.052
2	3:39.547	1:02.904	1:39.265	57.378	114.8	7:09.599

Lap	Time	Sector 1	Sector 2	Sector 3	Kph	Elapsed
3	3:38.076	1:03.296	1:38.272	56.508	115.6	10:47.675
4	3:37.642	1:02.034	1:39.273	56.335	115.9	14:25.317
5	3:38.961	1:02.123	1:39.653	57.185	115.2	18:04.278
6	3:38.685	1:02.353	1:40.091	56.241	115.3	21:42.963
7	4:16.972	1:00.586	2:00.993	1:15.393	98.1	25:59.935
8	4:08.444	1:20.899	1:51.616	55.929	101.5	30:08.379
9	3:37.558	1:00.716	1:39.737	57.105	115.9	33:45.937

68 Paul COOPER						
Lelsport Morris Minor						
1	4:09.636	1:00.460	1:58.402	1:10.774	101.0	4:09.636
2	4:19.539	1:11.295	1:58.981	1:09.263	97.1	8:29.175
3	4:11.225	1:11.066	1:53.540	1:06.619	100.4	12:40.400
4	4:11.772	1:10.554	1:55.303	1:05.915	100.1	16:52.172
5	4:13.092	1:11.113	1:56.369	1:05.610	99.6	21:05.264
6	4:39.796	1:12.086	2:12.425	1:15.285	90.1	25:45.060
7	4:24.409	1:19.416	1:57.901	1:07.092	95.4	30:09.469
8	4:17.107	1:11.661	1:58.395	1:07.051	98.1	34:26.576


69 Stephen YATES						
Stephen Yates Ford Escort Mk 3 RS1600i						
1	3:41.843	52.807	1:48.316	1:00.720	113.7	3:41.843
2	3:52.490	1:06.715	1:45.020	1:00.755	108.5	7:34.333
3	3:51.839	1:07.330	1:43.742	1:00.767	108.8	11:26.172
4	3:46.946	1:06.397	1:42.042	58.507	111.1	15:13.118
5	3:43.914	1:04.906	1:41.494	57.514	112.6	18:57.032
6	3:43.735	1:04.452	1:40.858	58.425	112.7	22:40.767
7	4:30.183	1:12.081	2:17.055	1:01.047	93.3	27:10.950
8	3:50.126	1:09.337	1:42.136	58.653	109.6	31:01.076
9	3:41.936	1:04.131	1:39.919	57.886	113.6	34:43.012

72 Anthony WARNES						
Team Vantage Walseley 1500 Saloon						
1	4:08.093	59.530	1:57.799	1:10.764	101.6	4:08.093
2	4:19.080	1:13.377	1:57.374	1:08.329	97.3	8:27.173
3	4:15.691	1:13.432	1:54.794	1:07.465	98.6	12:42.864
4	4:18.500	1:12.911	1:56.824	1:08.765	97.5	17:01.364
5	4:16.197	1:13.055	1:55.285	1:07.857	98.4	21:17.561
6	4:40.850	1:14.363	2:11.126	1:15.361	89.8	25:58.411
7	4:31.481	1:19.037	2:04.189	1:08.255	92.9	30:29.892
8	4:20.962	1:12.939	1:57.709	1:10.314	96.6	34:50.854

77 Richard SPRIGG						
Team Double Trouble Racing Ford Anglia 105E						
1	3:40.229	50.451	1:49.472	1:00.306	114.5	3:40.229
2	3:58.601	1:07.220	1:49.685	1:01.696	105.7	7:38.830

83 Tim DODWELL						
Tim Dodwell Volkswagen Scirocco						
1	4:11.294	1:02.926	2:00.116	1:08.252	100.3	4:11.294
2	4:10.803	1:09.651	1:56.080	1:05.072	100.5	8:22.097
3	4:12.592	1:07.818	1:56.749	1:08.025	99.8	12:34.689
4	4:02.548	1:04.739	1:51.157	1:06.652	104.0	16:37.237
5	4:08.148	1:10.138	1:54.716	1:03.294	101.6	20:45.385
6	4:38.256	1:05.797	2:17.303	1:15.156	90.6	25:23.641





CLASSIC TOURING CARS - GROUP 1

SPA RACING FESTIVAL

RACE 2

Analysis

■ Personal Best ■ Session Best B Crossing the finish line in pit lane

Lap	Time	Sector 1	Sector 2	Sector 3	Kph	Elapsed	Lap	Time	Sector 1	Sector 2	Sector 3	Kph	Elapsed
7	4:23.729	1:13.800	2:01.042	1:08.887	95.6	29:47.370	2	3:38.352	1:01.716	1:39.936	56.700	115.5	7:07.476
8	4:09.129	1:08.054	1:57.325	1:03.750	101.2	33:56.499	3	3:38.265	1:01.829	1:39.939	56.497	115.5	10:45.741

88 Paul BELLAMY						
Bell gee Motorsport						BMW M3
1	3:12.991	40.332	1:37.321	55.338	130.6	3:12.991
2	3:22.348	54.793	1:34.466	53.089	124.6	6:35.339
3	3:20.182	54.805	1:33.819	51.558	126.0	9:55.521
4	3:20.929	54.094	1:34.214	52.621	125.5	13:16.450
5	3:21.853	55.039	1:34.513	52.301	124.9	16:38.303
6	3:21.847	54.958	1:35.330	51.559	124.9	20:00.150

90 Gary FLETCHER						
Gary Fletcher						Vauxhall Firenza Droop Snoot
1	4:02.514	47.416	2:07.107	1:07.991	104.0	4:02.514

93 Stephen TURNER						
Stephen Turner						Honda Civic
1	3:47.252	51.151	1:54.860	1:01.241	111.0	3:47.252
2	3:53.418	1:06.651	1:44.064	1:02.703	108.0	7:40.670
3	3:57.654	1:05.704	1:49.212	1:02.738	106.1	11:38.324
4	3:49.103	1:04.779	1:43.244	1:01.080	110.1	15:27.427
5	3:50.025	1:05.263	1:45.261	59.501	109.6	19:17.452
6	3:59.038	1:05.305	1:46.571	1:07.162	105.5	23:16.490
7	4:23.335	1:16.347	2:02.840	1:04.148	95.7	27:39.825
8	4:03.922	1:11.047	1:49.283	1:03.592	103.4	31:43.747
9	3:59.235	1:08.809	1:47.292	1:03.134	105.4	35:42.982

111 Mohamed ELSHIMY						
SVG motorsports						Peugeot 206
1	4:02.828	52.044	2:09.122	1:01.662	103.8	4:02.828
2	3:46.468	1:05.588	1:42.578	58.302	111.3	7:49.296
3	3:44.377	1:04.885	1:40.357	59.135	112.4	11:33.673
4	3:41.691	1:05.153	1:38.813	57.725	113.7	15:15.364
5	3:42.565	1:04.923	1:39.969	57.673	113.3	18:57.929
6	3:44.121	1:07.043	1:39.900	57.178	112.5	22:42.050
7	4:29.566	1:11.404	2:17.034	1:01.128	93.5	27:11.616
8	3:50.043	1:09.489	1:41.762	58.792	109.6	31:01.659
9	3:41.988	1:03.970	1:39.918	58.100	113.6	34:43.647

170 Philip WALLER						
PWR						Peugeot 206 180 gti
1	3:32.073	48.237	1:44.169	59.667	118.9	3:32.073
2	3:47.547	1:04.719	1:44.127	58.701	110.8	7:19.620
3	3:46.918	1:03.527	1:43.782	59.609	111.1	11:06.538
4	3:49.056	1:04.865	1:43.989	1:00.202	110.1	14:55.594
5	3:45.842	1:03.292	1:43.005	59.545	111.6	18:41.436
6	3:47.513	1:04.447	1:43.214	59.852	110.8	22:28.949
7	4:37.339	1:19.135	2:14.897	1:03.307	90.9	27:06.288
8	3:48.015	1:09.776	1:40.616	57.623	110.6	30:54.303
9	3:41.936	1:02.196	1:42.286	57.454	113.6	34:36.239

177 Alan GREENHALGH						
ctceurope						Vauxhall Firenza
1	3:29.124	44.883	1:43.323	1:00.918	120.6	3:29.124

